

r e s e a r c h

study

**Street Harassment against Girls
in District Gujranwala**



Bargad

r e s e a r c h
study

**Street Harassment against Girls
in District Gujranwala**



Bargad

1st Floor, Nazar Muhammad Plaza, Shahrah-e-Quaid-i-Azam
Rahwali - Gujranwala.

Tel & Fax: 055-3864920, 3868052

E-mail: info@bargad.org.pk - bargadpk@hotmail.com

Website: www.bargad.org.pk

Acknowledgments

This research study has been accomplished due to input of so many people who provided their time, expertise and support.

Firstly, we gratefully acknowledge the contribution of all those who participated in in-depth interviews, focus group discussions or filled out our survey forms.

Gender Equality Project (GEP) provided funding for the research study. Ms Sabira Qureishi from the GEP, especially, should be mentioned who appreciated and responded to our request to include and allocate resources for an analysis of street harassment issues in Gujranwala, while we developed the project proposal.

Iqbal Haider Butt deserves very special acknowledgement for his unflagging support by his research advice and editorial whetting that was crucial to transform the data into a research report. Ali Salman was enormously helpful to us throughout the assignment. He also provided critical observations on the study and reviewed its draft. Imran Nafees Siddiqui helped in developing the research design and instruments.

Salma Rehmat coordinated the research activities. She led the research team, drafted the survey form and also moderated the focus group discussions. Saiqa Rasheed, Muqaddas Chaudhry and Bushra Sadiq provided all logistic support, while also performing the field research assistance.

Khaliq Anjum and Naeem Shah were invaluable who employed the Statistical Package for the Social Sciences (SPSS), interpreted the data and created graphics for an easy understanding of the survey results.

Finally, all credit goes to the research team who participated in the planning of this study, conducted interviews and filled survey forms to provide quantitative data, the basis of the present analysis. They include Mariyam Naz, Sitara Iqbal, Tavzeela Rani, Naveeda Shahbaz, Habiba Butt, Ayesha Chaudry, Ayesha Sabir, Zainab, Irim Iqbal, Akmal Warraich, Abrar Chaudry, Shahid Manzoor, Rana Imran, Akmal Khial, Jamil Yousaf, Yasir, M. Naveed, Aurangzaib, Naveed, M. Maqsood and Azeem ul Haq.

It is heartening to note that all these young people are members of first batch of Bargad trainees, a proud outcome of the GEP initiative in Gujranwala.

Sabira Shahcen

Director

Supported by



Table of Contents

Chapter 1: Introduction	5
<u>Research Background</u>	5
Chapter 2: Methodology	7
<u>Research Team</u>	7
<u>Highlights of the Research Process</u>	7
<u>Purpose</u>	8
<u>Objectives</u>	8
<u>Universe/ Location</u>	8
<u>Population of Gujranwala</u>	8
<u>Sample</u>	9
<u>Research Team</u>	9
<u>Questionnaire Development and Survey</u>	9
<u>Focus Group Discussions</u>	9
<u>In-depth Interviews</u>	9
<u>Content Analysis through Newspaper Clippings on Street Harassment</u>	10
Chapter 3: Key Findings and Recommendations	11
<u>Data Analysis/</u>	13
Chapter 4: Quantitative Data Analysis	14
<u>Table 1. (Male) Tendency of boys, towards harassment</u>	14
<u>Table 2. (Male) Reasons behind the harassment of girls by the boys</u>	15
<u>Table 3. (Male) Techniques used by boys for harassing girls</u>	15
<u>Table 4. (Male) Boys' feeling after harassing girls</u>	16
<u>Table 5. (Male) Age at which boys start harassing girls</u>	17
<u>Table 6. (Male) Sources of inspiration for boys to start harassment</u>	18
<u>Table 7. (Male) Boys' awareness of girls' feeling after harassment</u>	19
<u>Table 8. (Male) Prompt responses of girls at the time of harassment</u>	19
<u>Table 9. (Male) Boy's awareness about problems faced by girls after harassment</u>	20
<u>Table 10. (Male) Boys' sharing incident of harassing girls with fellows</u>	20
<u>Table 11. (Male) Responses of boys about feeling regret or guilty after harassing girls</u>	21
<u>Table 12. (Male) The type of girl boys prefer to harass</u>	21
<u>Table 13. (Male) Possible Measures to stop boys from harassment</u>	22
<u>Table 14. (Male) Boys' views about what should be the response of girls to avoid harassment</u>	23
<u>Table 15. (Male) Responsible person for harassment of girls</u>	24
<u>Table 16. (Male) Does reduction in harassment has an impact upon girls' lives?</u>	24
<u>Table 17. (Male) Perception of boys about harassment done by the girls</u>	25
<u>Table 17.1 (Male) Responses of boys if girls harass them</u>	26

<u>Table 18. (Female) Frequency and percentage of girls suffering from harassment</u>	27
<u>Table 19. (Female) Feelings of girls at the time of harassment</u>	27
<u>Table 20. (Female) Reasons behind the harassment of girls done by the boys</u>	28
<u>Table 21. (Female) Reaction of girls at the time of harassment</u>	29
<u>Table 22. (Female) Consequences faced by girls because of harassment</u>	30
<u>Table 23. (Female) Desired prompt responses of girls, when they are harassed</u>	30
<u>Table 24. (Female) The ways, used by boys to harass girls</u>	31
<u>Table 25. (Female) Types of girls prone to be targeted by the boys</u>	32
<u>Table 26. (Female) Responsible person for harassment of females</u>	32
<u>Table 27. (Female) Strategy which girls should adopt to avoid harassment</u>	33
<u>Table 28. (Female) Tendency of girls harassing boys</u>	34
<u>Table 28.1 (Female) Responses of girls about feelings of boys when girls harass them</u>	35
<u>Table 29. (Female) Reduction in harassment can minimize social constraints for girls</u>	35
<u>Table 29.1 (Female) Frequencies and percentages of ways of reducing harassment</u>	36
<u>Chapter 5: Qualitative Data Analysis</u>	37
<u>5.1 Focus Group Discussions</u>	37
<u>5.2 In-depth Male Interviews</u>	38
<u>5.3 In-depth Interviews of Public Transporters</u>	39
<u>5.4 In-depth Female Interviews</u>	39
<u>Annexure 1: Survey Form</u>	41
<u>Annexure 2: Content Analysis of Newspapers (Jan - Jun 2004)</u>	42
<u>Table 1. Names and coverage of newspapers</u>	42
<u>Table 2. Months in which cases were reported</u>	42
<u>Table 3. Location of harassment cases</u>	43
<u>Table 4. Harassment incidences</u>	43
<u>Annexure 3: Educational Background and Profile of Gujranwala</u>	44
<u>Earlier Faculty/ Intellectuals</u>	44
<u>Beginning of Educational Institutions</u>	44
<u>Growing Trend of Educational Institutions</u>	45
<u>Annexure 4: About Bargad</u>	46
<u>Partnership with Gender Equality Project (GEP)</u>	47
<u>Bargad Publications</u>	48

Introduction

Research Background

The present research is on a sensitive social issue. Street Harassment with girls/women is a big problem in Gujranwala district like other parts of the country. Unfortunately, people evade this issue and avoid talking about it in public despite the fact that you could hardly find a girl who has not personally experienced it in her lifetime. 96 percent female respondents during this study revealed that they have been victim of street harassment in one way or another. According to our analysis, this has created a major hindrance in public mobility of the female folk in Gujranwala. Resultantly, (upward) social mobility of women can be the worst causality and would remain a dream until this social menace is eliminated.

To make things worse, there is meager amount of literature and empirical data available about street harassment. Especially data from the communities is missing; which could inspire well-informed dialogue, and provide the basis for substantiated campaigns within the neighborhoods against this daily life happening.

Thus, the study in hand is a unique community assessment from Gujranwala. Female volunteers of Bargad first felt its need in 1997, ever since the organization started its work with youth in the district.

Though both young girls and boys came to Bargad office to participate in different events and to volunteer, initially the number of young girls visiting the Bargad office was greater as compared to boys. This was because it was the only platform for them to express themselves unlike their fellow male colleagues.

Whenever the girls came they discussed about harassment of girls as a major problem and wanted to overcome it, both individually and socially.

It was ironical that the Bargad office was also then situated in an aloof location in the peripheries of Rahwali town in Gujranwala. Girls often complained that when they come to office an invisible harassment was on their way. People noticed them. People gossiped about them. This teased them.

Most of the girls felt that physical strength and fighting techniques could empower them to face harassment and react to the pestering boys.

Harassment refers to a wide spectrum of offensive behavior. When the term is used in a legal sense it refers to behaviours that are found threatening or disturbing, and beyond those that are sanctioned by society. In societies which support free speech, only the more repetitive, persistent and untruthful types of speech qualify legally as harassment. sexual harassment refers to persistent and unwanted sexual advances, typically in the workplace, where the consequences of refusing are potentially very disadvantaging to the victim.

History

In 1964, the United States Congress passed Title VII of the Civil Rights Act, prohibiting discrimination at work on the basis of race, color, religion, national origin and sex. This later became the legal basis for early harassment law. The practice of developing workplace guidelines prohibiting harassment was pioneered in 1969, when the U.S. Department of Defense drafted a Human Goals Charter, establishing a policy of equal respect for both sexes. More specifically targeting harassment, in 1983, the Canadian Human Rights Act prohibited sexual harassment in workplaces under federal jurisdiction.

Ambiguity

Both because the term is used in common English, and because where the term is defined by law, the law varies by jurisdiction, it is difficult to provide any exact definition that is accepted everywhere. In some cultures, for instance, simply stating a political opinion can be seen as unwarranted and a deliberate attempt to intimidate - in a totalitarian

society any such statement could be interpreted as an attempt to involve someone in rebel activity or implicate them in same, with the implication that if they refuse, they are putting their own life in danger. More usually, some label such as "anti-social" or related to treason is used to label such behavior - it being treated as an offense against the state not the person. This resembles the use of psychiatry to imprison dissidents which is common in many countries. Another example is that under some versions of Islamic Law merely insulting Islam is considered to be a harassment of all believers, and in Japan insulting any faith is usually considered taboo, and has legal sanctions. There are also extreme and self-serving definitions employed by anti-defamation groups, and also more mainstream groups like NOW. Because of these variations, there is no way even within one society to provide a truly neutral definition of harassment.

Categories

However, broad categories of harassment often recognized in law include:

- o Sexual harassment (with a much stricter definition in the workplace)
- o Psychological harassment - repetitive unprovoked intrusions or interruptions
- o Group psychological harassment? *is this real?* or is it *propaganda*?
- o Hate speech - comments provably false or irrelevant which have the effect of stirring up hate towards a particular group - another legal category.

Street Harassment is sexual intimidation on the street, ranging from whistling or other noises, sexual remarks, or offensive stares. It involves a person affirming his right to intrude on another person's space, forcing him or her to interact with him or her as a sexual object. It is often a manifestation of male power and control over women in our society, limiting our mobility and making us feel uncomfortable in public. It is difficult to suggest tactics for dealing with street harassment outside simply following your instincts. Most of the time, the harasser doesn't have the nerve to confront you as a person, so if you do choose to respond with some kind of remark and/or gesture, it may be enough to both catch him off guard and humiliate him. Unfortunately, street harassment can happen anywhere and to anyone; many women find that ignoring the harasser altogether (if possible) is the best method for retaining their own personal control and pride.

Source: [Wikipedia Encyclopedia](#)

After much deliberation, the volunteers resolved to start Martial Arts (Taikwando) classes for girls in 2001. Mr. Waseem Butt, a black belt holder from the community, was the instructor. Fifteen girls attended this course at the outset, six dropped and nine remained associated, until it came to a close. Unfortunately, this class could not continue for long.

Since last three years, Bargad has focused on gender issues and has witnessed that during debates on gender the girls tend to turn the discussions to the street harassment problem. Girls also always emphasized on the harassment within dialogues on gender discrimination. Such has also been the case with training workshop on Gender. This issue is close to their daily reality and suffering. Ironically, on the other hand, even the volunteer boys disown this fact. This was not a problem for them. They took it casually and for granted. Results of the present study also demonstrate a wide gap between perception of boys and girls on street harassment. Whereas 52 percent boys harass girls for "fun and enjoyment", 76 percent girls feel extremely bad about the phenomenon and are angry. It seems that much has to be done on sensitizing boys and compelling them to put their feet in the girls' shoes; so that they can comprehend how far damaging street harassment can be for a girl, her public mobility and natural growth as a person.

The issue of street harassment needs sensitive talking and bold tackling. Within our own work, we have frequently seen girls who could talk on this issue but did not accept publicly that they were the sufferers. They always pretend that other girls suffer from it. They hesitate to accept it.

On the other hand, it took some time when the volunteer boys realized the girls' feeling on street harassment. They participated in dialogues, group discussion and study circles about gender equality and became sensitized on this issue. Some of them even conceded they had harassed girls in the past. They also started working on the issue and were eventually the part of this research, which is wholly done by the young volunteers of Bargad.

This research study began developing in April 2004 with primary data collection occurring in June, July and August 2004, while the first draft of the present report was prepared in Jan 2005.

Methodology

This study was drawn from multiple data sources and analytic approaches to offer preliminary evidence to measure incidences of street harassment against girls in Gujranwala. These multiple data collection techniques include survey forms, focus group discussions, content analysis, in-depth interviews and interview schedules. Data were collected both from male and females. Respondents of the study comprised of 200 college girls and boys, female *madarassah* students, public transporters (van conductors and drivers), and young male and female employees. Such a triangulation approach enabled to complement the quantitative and qualitative data of this study for explaining the complex issue.

This study utilized the action-oriented community diagnosis method, in the belief that members of the focused community, youth in this case, have knowledge concerning their group, culture, and problems, and they know what solutions are likely to work. This type of the action-oriented community diagnosis not only identifies needs, but initiates resolution as well by building on existing linkages and ties to the community.

In this model youth were equal partners in the planning and implementation of the research process. That's why, its planning and implementation process was a highly collaborative one in which the young volunteers of Bargad participated in designing the research, developing the questionnaire, data collection, conducting focus group and in-depth interviews, and scanning the newspapers. In this sense stakeholders, who were trained by Bargad in social research methodology through two 5-day practical workshops in June 2003, have done the study. It is to be noted that most of the researchers are studying in various colleges of Gujranwala.

From the start, the Bargad trainees were integrally involved in all aspects of the study under the coordination of Salma Rehmat. Experts like Imran Nafees Saddiqui, Ali Salman and Iqbal Haider Butt were consulted and asked to comment on instruments and data collected.

Research Team

25 Bargad trainees from different colleges and community of Gujranwala were part of the research team as following:

Coordinator: Salma Rehmat.

Members: Bushra Sadiq, Mariyam Naz, Sitara Iqbal, Tavzeela Rani, Muqadas Iqbal, Saiqa Rasheed, Naveeda Shahbaz, Habiba Butt, Ayesha Chaudry, Ayesha Sabir, Zainab, Irin Iqbal, Akmal Warraich, Abrar Chaudry, Shahid Manzoor, Rana Imran, Akmal Khial, Jamil Yousaf, Yasir, M. Naveed, Aurangzaib, Naveed, M. Maqsood and Azeem Ul Haq.

Highlights of the Research Process

- The research team was a group of Bargad youth trainees from different colleges of Gujranwala.
- All the data was collected within Gujranwala district.
- Data collection was of multiple types i.e., survey through questionnaire, focus group discussions, in-depth interviews, and newspaper clippings of January 2004 to June 2004. This was backed by narration of personal experiences, observations, case studies and sketches, and true stories in the preliminary stage of developing the study.
- All the team members were given one day orientation training before implementation of every step. The rehearsals were made before going into the field.
- Data collection was completed in order starting from newspaper clippings followed by personal experiences, focus group discussions, survey forms, observations, direct interviews and case studies and true stories. This ensured that the researchers could be able to develop more understanding before conducting field surveys and interviews. They made them more composed and informed on the issue after each step of the research.
- Research sample was varied including educated, literate, illiterate, working class, house hold women etc.
- The work was assigned in sub groups.

- Focus group discussions were held before development of the questionnaire for greater clarity on the issue. All the survey forms and interview questionnaires were developed by research team based on ground realities with the help of experts. All the questionnaires were checked by experts and tested on Bargad volunteers.

Purpose

Whereas the goal of the study is to bring positive attitudinal change for gender equality, the overall objective is to provide a comprehensive picture of the street harassment situation in Gujranwala district.

It is hoped that that the study would identify critical and practical areas, where campaigns against harassment should be initiated by forming youth groups and giving them training on the issue.

Objectives

- Document first field research study on “Harassment” in Gujranwala District and disseminate among all groups of society.
- Identify gaps that result in widening perceptual differences on gender basis.
- Mobilize youth for better understanding on how to identify and raise their issues.

These objective level tasks entailed a process of developing indigenous questionnaires and survey forms on harassment for further studies. It also included identifying prevailing trends and areas of harassment among girls/women group in Gujranwala district. Another task was to develop links between different groups of society to find out like-minded people. The study also sought to bring information where and how girls can initiate their role against harassment in the focused locality. A secondary task was to finding out prospective researchers for more training on research methodology on basis of their interest.

It was hoped that the study would help in making action plan for future on this issue, making new projects on trainings of young girls to cope with the situation and lead healthy and progressive life.

Population of Gujranwala					
Population of Gujranwala According to Census Bulletin (Provisional Results) Year 1998					
	Male	Female	Total (1981)	Total (1998)	% Growth(1981-1998)
District	1,753,766	1,620,545	2,108,365	3,374,311	2.80
Rural	861,799	806,074	1,180,642	1,667,873	2.05
Urban	891,967	814,471	927,723	1,706,438	3.65
M. Corp.	676,265	541,292	600,993	1,217,557	3.75

Universe/ Location

The research study was conducted within different parts of Gujranwala district, both rural and urban.

Gujranwala is famous for its agricultural history. Its vast land has immense tendency for crop cultivation most famous of which are rice, maize and vegetables. Since the last three decades, it has also made tremendous progress in economy, industry and educational institutes. Gujranwala Chamber of Commerce is one of the leading chambers of country. Famous educational institutes are Punjab University Gujranwala Campus, GIFT University for IT, Preston University Gujranwala Campus, Al-Khair University Gujranwala Campus, Government colleges and many other private institutes.

Despite economic strides, the district is still considered one of the socially backward places of country.

Sample

Sample of the study was 200 people from different walks of life, including literate, illiterate, working class, house holders, women, men, young girls and boys etc.

Research Team

25 Bargad trainees' youth from different colleges and community of Gujranwala. Bushra Sadiq, Mariyam Naz, Sitara Iqbal, Tavzeela Rani, Muqadas Iqbal, Saiqa Rasheed, Naveeda Shahbaz, Habiba Butt, Ayesha Chaudry, Ayesha Sabir, Zainab, Irim Iqbal, Akmal Warraich, Abrar Chaudry, Shahid Manzoor, Rana Imran, Akmal Khial, Jamil Yousaf, Yasir, M. Naveed, Orangzaib, Naveed, M. Maqsood and Azeem Ul Haq. Supervisor: Salma Rehmat.

Questionnaire Development and Survey

The research team developed the questionnaire. They made discussions on the basis of daily life experiences knowledge about street harassment the team and generated a list of areas for inquiry. All the members enlisted 5 questions each. Later the experts checked these and most relative 14 questions were selected, pilot tested and finalized. The survey focused on the following areas: occurrence of street harassment, reasons and causes, harassing ways, feelings of boys/ girls, age at which it is started, type of the possible victim, and ways and required attitudes to eliminate harassment etc.

The survey instrument consisted of 14 questions.

A team of 10 data collectors (5 girls + 5 boys) was also selected, who physically distributed the forms to college students and people from the local community. The female researchers distributed and administered the forms of male respondents, while the male team members contacted the female respondents.

The age group of female respondents was between 18 years to 35 years. They were college students, university students, teachers, jobholders in NGO's and private offices, house hold women etc. Their education varied from primary to master's degree holders.

The field survey covered six cities from the district, Gakhar, Hafizabad, Wazirabad, Gujranwala City, Rahwali, and Eminabad. The focus was to gather diverse opinions within minimum resources and time and ensure the representation of different parts of district. It was also ensured that different age groups with various backgrounds should also be represented.

The survey forms were filled in the presence of researcher but the respondent could sit at a distance. This ensured that the respondents filled the form on their own.

Survey data were analyzed initially using Microsoft Excel for simple frequencies. Later Khaliq Anjum and Naeem Shah conducted further analysis using the Statistical Package for the Social Sciences.

The team members collected all the 200 completed surveys forms.

Focus Group Discussions

We identified a list of 50 youth that have been actively volunteering their time for Bargad on almost daily basis. They have orientation of gender equality concepts and issues, and have passed through a series of skill and knowledge based training sessions under the organization.

Since this core group possesses a gender related knowledge and comes from average strata of the local community, it was resolved to conduct two focus groups on the issue of street harassment. This was done at the planning and development phase of the research study, so that its proceedings could provide a basis to identify important areas of the issue. Three of the following major areas emerged out of this discourse: Causes of street harassment, social and psychological impact of the phenomenon, and preventive measures to fight the evil.

These FGDs were conducted in a dialogue mode at the Bargad office. Its proceedings were recorded and minutes taken and transcribed. These discussions later were considered while developing the survey tools.

In-depth Interviews

A total of 15 in-depth interviews including those of six workingwomen, two female students and two transporters were also conducted.

All interviewers were volunteers of Bargad, who used a standardized discussion guide. Another team member took notes.

The interviews took place in locations identified by the respondent and lasted from half to an hour. Each interview was based on a standard interview protocol, including 14 questions with three major areas. It was particularly emphasized that the interviewees should speak from their perspective or area of expertise; for example, the transporters were asked to speak on mobility issues of women. All interviews were recorded with permission and later transcribed.

Analysis of the focus groups and interview transcripts was a time intensive process and also a complex exercise from the point of view of the young researchers. So, their proceedings were earnestly reported and categorized according to the three major areas of

the issue. While original phrases have been used in the report, confidentiality of all participants, especially woman, has been protected. No participant is identified by name or position.

Content Analysis through Newspaper Clippings on Street Harassment

Content analysis was also used to highlight the complex issue of female harassment. For that purpose data was gathered from major Urdu newspapers. Reported cases on women harassment and crimes in which women were victims, were taken. A total of 338 cases were scanned from around the country. These cases were reported in first six months of year 2004.

Although the focus of these news clippings is street harassment, all news items reporting crimes against women have been accommodated in this analysis. That's why this portion does not directly come under the main body of the research study; rather it has been given as annexure at the end of the main analysis.

Scope of the news covered in this section is national. However, it is noted that with availability of local newspapers and local editions of national press this analysis cannot be truly representative of the national scene. Especially when it is related with location of crimes and its comparative ration on district basis.

Key Findings and Recommendations

It was found out that harassment with young girls is a big problem in Gujranwala. This has been accentuated with the fact that the district lacks behind in research on social issues and relevant literature is not available on harassment except newspapers that cover only rape or death incidences. Another observation was that though people are against street harassment but are not to the issue.

Some of the key findings of the study are:

- 96% of the female respondents of this study confided that they have been victim of street harassment. Not a single one (0.0%) replied that girls not are suffering from harassment. 88% male respondents told that boys harass girls.
- 56% male respondents maintained that boys start harassing girls between the ages of 15 to 19 years
- There was a vast contrast on how boys and girls take the incidence of street harassment. For 52% boys, it was for “enjoyment and fun” and majority of male respondents (76.0%) are of the view that boys feel good, pleasure and gain satisfaction after harassing girls. On the other hand, 72% girls felt extremely bad and became angry on such events.
- Major portion of the respondent (40.0%) replied that boys harass the girls to get sexual and mental satisfaction. 24.0% of the respondents thought that boys harass girls for enjoyment and 8.0% replied that it is the nature of male to harass girls. 8.0% of the respondent attributed this to media influence
- The most common technique of street harassment (56%) is to whistle or pass lewd comments.
- A majority of respondents were of the view that both boys and girls are responsible for street harassment (68% male, 60% female).
- The girls face mobility problems because of harassment. 68.0% were of the view that it is hard for them to move freely in the open. 16.0% maintained that harassment disturbs their educational career and also they get are forced by their families to withdraw from their career-related ambitions.
- Almost half of the female respondents (48.0%) replied that girls should be having proper veil and proper dress to avoid harassment.
- Most female respondents (76.0%) were of the view that reducing the harassment cases can minimize social constraints for girls. When girls go out and they don't face any sort of harassment, there major tribulations would be solved, like family constraints. It would be then easier for them to move freely and make progress in every field of life.
- 40.0% male respondents said that boys do not regret or feel guilty after harassing girls, whereas 12.0% said yes they do. 48.0% were of the view that some times boys do have such feelings.
- 52.0% of the female respondents want to beat the boys and men, when they touch physically or comment upon them. Some of them even used the word “beating severely”.
- About the type of most likely victim of harassment, a majority of both the male (40%) and female (52%) respondents said that boys would harass every type of girl.

- During the focus group discussions, it was observed that working women have to face a lot of problems outside the home. Boys stop the ladies on the way and harass them. When a woman comes outside the home, people criticize her character. Men always take the women as granted. Males get satisfaction by harassing female. Everyday, working women have to face a new rumor in their neighborhood. Their colleagues and friends also watch them suspiciously. Working women are being harassed in the offices by their bosses and become source of enjoyment for boys in the streets. Girls have to face harassment in streets, markets, academic institutions and everywhere. People start conspiring against working women.

The following main recommendations can be made on the basis of this study:

- Further research studies must be conducted on relative social issues.
- Action plan (including training modules, dialogues and campaigns) for future must be made on the basis of this document.
- Research team worked hard to make it a success but more training, exposure and knowledge is required to enable them properly.
- The resources and funds must be extended for future on the issue of street harassment.

Data Analysis

Quantitative data analysis

Table 1. (Male) Tendency of boys towards harassment

Responses	Frequency	Percent
Yes	44	88.0
No	2	4.0
Some boys	4	8.0
Total	50	100

It was asked from boys if they harassed girls or not. Majority of the respondents replied that it is true that boys harass girls. As table shows, 88.0% of the respondents were of the view that boys harass girls. However 4.0% of the respondents replied against that. And 8.0% of the respondents expressed that only some boys do that. These responses are illustrated in the pie chart given below:

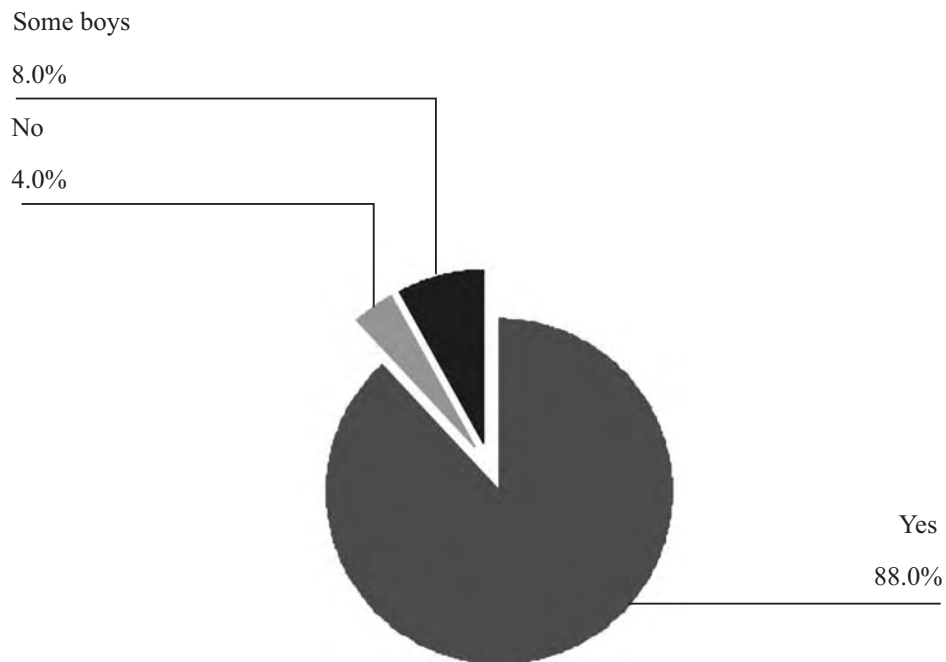


Table 2. (Male) Reasons behind the harassment of girls by the boys

Responses	Frequency	Percent
Opposite sex attracts	10	20.0
Media's influence	8	16.0
Frustration because of restrictions	2	4.0
For enjoyment	26	52.0
Fashion/ without veil girls	8	8.0
Total	50	100.0

Table 2 highlights the reasons behind harassment of girls by the boys. 20.0% of the respondents explained that boys harass girls because opposite sex always attracts. And 16.0% thought it was due to the media influence. They were of the view that boys try to copy things shown in dramas and movies. 4.0% of the respondents maintained that boys harass girls just to get rid of the frustration, which they have borne because of restrictions. These restrictions are either from family or society. Thus, whenever they get a chance, they harass girls. Majority of the respondents (52.0%) said that boys harass girls just for fun and enjoyment. 8.0% of the respondents attributed the harassment to the modern trends adopted by girls, who are fashionable and come out to the streets unveiled and stimulate harassment.

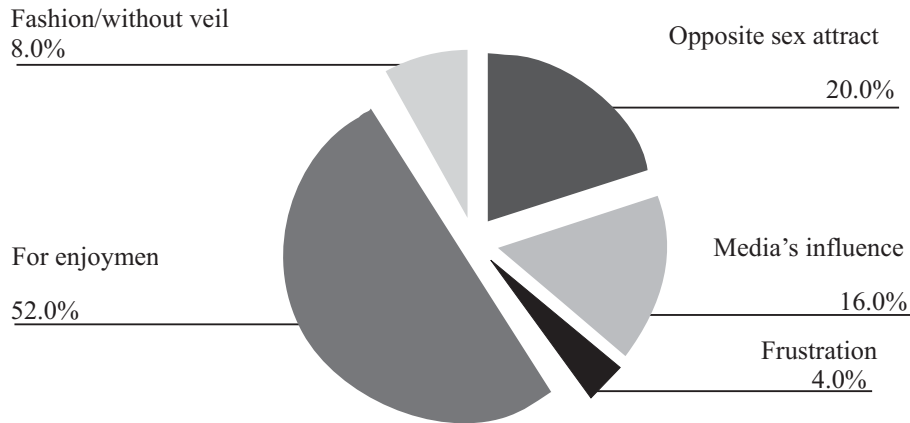


Table 3. (Male) Techniques used by boys for harassing girls

Responses	Frequency	Percent
Whistling/ lewd comments	26	56.0
Body gestures	2	4.0
Physical harassment	6	12.0
No special techniques	6	12.0
Gazing	2	4.0
Through internet	2	4.0
Wrong calls	2	4.0
Love letters	2	4.0
Total	50	100.0

Table 3 depicts the techniques used by boys for harassing girls. 56.0% of the respondents replied that boys use whistling and lewd comments as the technique for harassing girls. 4.0% of the respondents explained that boys mostly harass with body gestures like with eyes and hands or pointing to different body parts of the girls. However 12.0% replied that boys harass through physical touch and 12.0% said boys do not have special techniques for that. Gazing was a technique used by the boys was the response of 4.0% respondents and 4.0% replied that boys harass girls through Internet, sending e-mails and sending messages. However 4.0% replied that boys make wrong calls on girl's mobiles or home phone numbers, while 4.0% replied that boys send love letters to harass girls. Pie chart is also drawn to understand these responses.

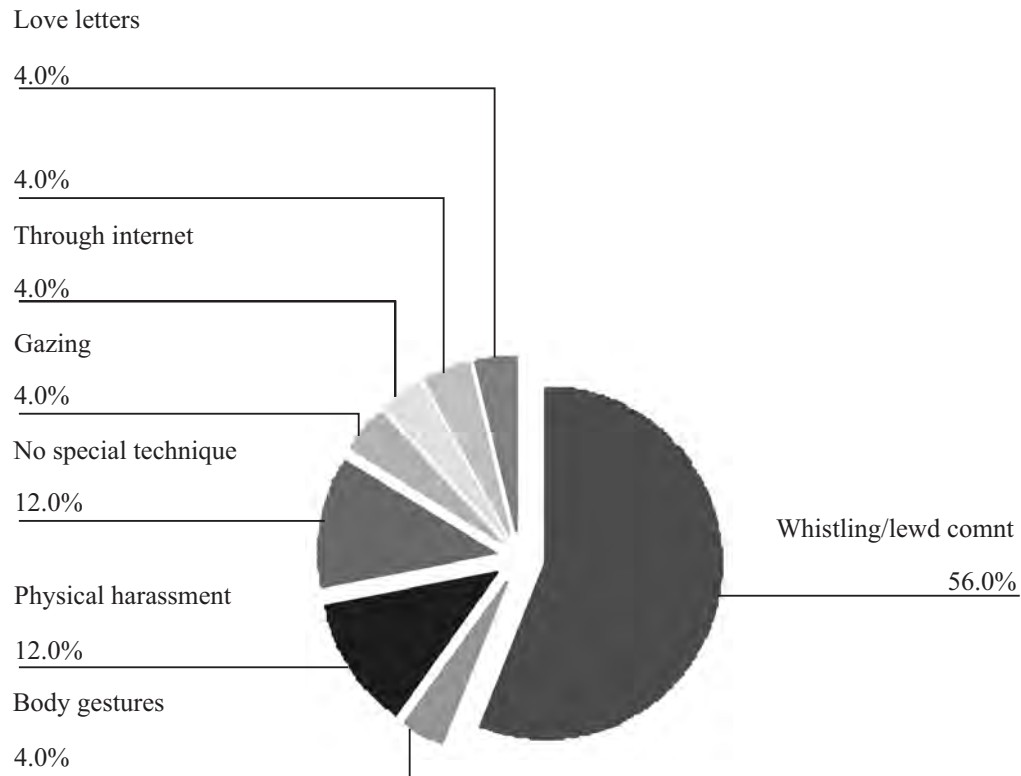


Table 4. (Male) Boys' feeling after harassing girls

Responses	Frequency	Percent
Feel good/ pleasure/ satisfy	38	76.0
Sense of boldness	4	8.0
Regret	4	8.0
Forget that	4	8.0
Total	50	100.0

Majority of the respondents (76.0%) are of the view that boys feel good, pleasure and gain satisfaction after harassing girls. 8.0% of the maintained that boys feel sense of boldness after harassing girls and think they are bold persons. Only 8.0 of the respondents said that boys feel regret after harassing girls. While 8.0% of the respondents responded that boys just forget after harassing girls. Pie chart has also been drawn below to understand these responses:

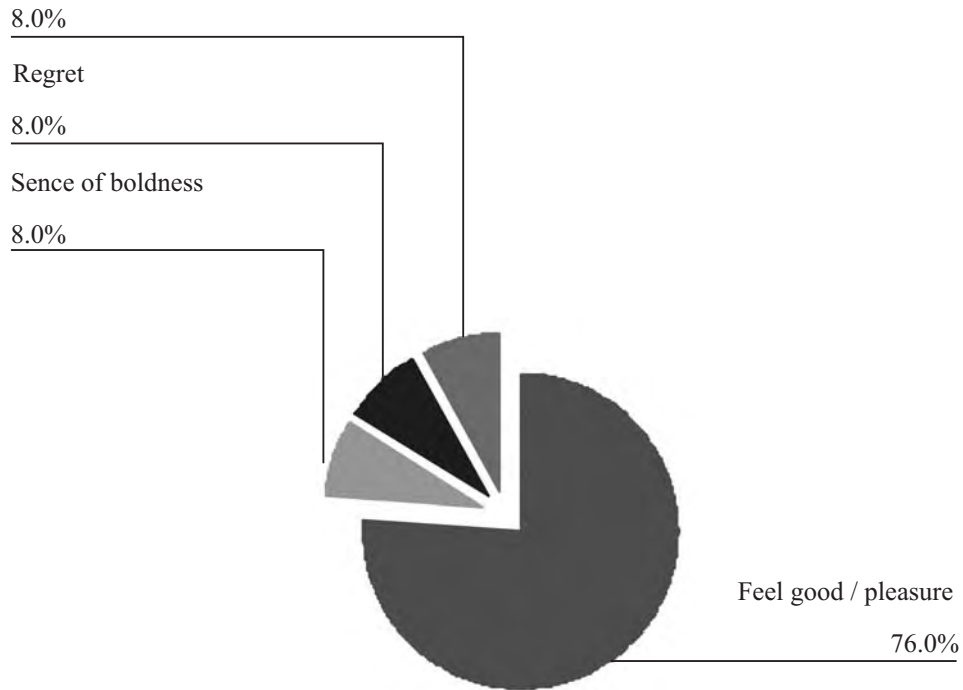


Table 5. (Male) Age at which boys start harassing girls

Responses	Frequency	Percent
10-14	14	28.0
15-19	28	56.0
20-24	2	4.0
No age limit	6	12.0
Total	50	100.0

Table 5 describes the age at which boys start harassing girls. It shows 28.0% of the respondents replied the boys start harassing girls between 10-14 years. Majority of the respondents (56.0%) expressed the age for such an act is 15-19 years. Only 4.0% were of the view that boys start harassing at age (20-24). Whereas 12.0% of the respondents explained that there is no age limit for boys to start harassing. They were of the view that boys start doing this as soon as they are acquainted with it and continue till death. Pie chart below can be viewed to understand the responses:

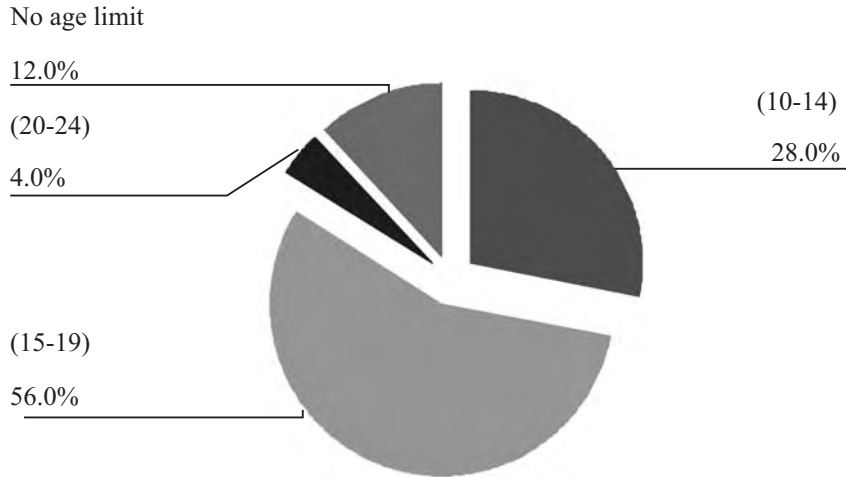


Table 6. (Male) Sources of inspiration for boys to start harassment

Responses	Frequency	Percent
Age requirement	4	8.0
Both self and others	10	20.0
Instinct	6	12.0
Inspiration from others	30	60.0
Total	50	100.0

Table 6 highlights the sources of inspiration for boys to start harassment. It informs that 8.0% of the respondents attribute this phenomenon to age requirement. 20.0% were of the view that boys get inspiration from others and also self-motivated. 12.0% of the respondents took it as an instinct of boys. But a major portion (60.0% of the respondents) explained that boys get inspiration from others about starting the harassment of girls. They said, when boys look around in society and see that harassing girls is being practiced commonly; they start harassing girls as well. Pie cart is also showing the percentages of the responses as well.

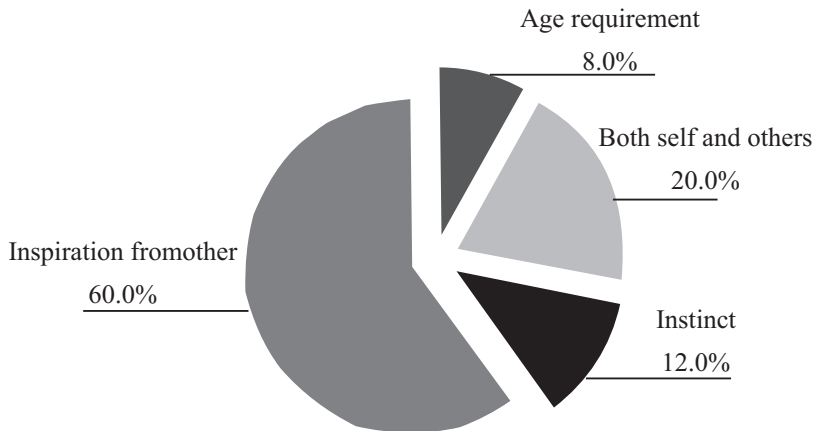


Table 7. (Male) Boys’ awareness of girls’ feeling after harassment

Responses	Frequency	Percent
Yes	32	64.0
No	6	12.0
To some extent	12	24.0
Total	50	100.0

Table 7 depicts the boys' awareness of girls' feeling after harassment. It shows that majority of the respondents (64.0%) were of the view that boys are aware of such feelings. Whereas 12.0% replied that boys are not, 24.0% of the respondents expressed that boys know about girls' feelings “to some extent”. Pie chart is also drawn to understand the responses.

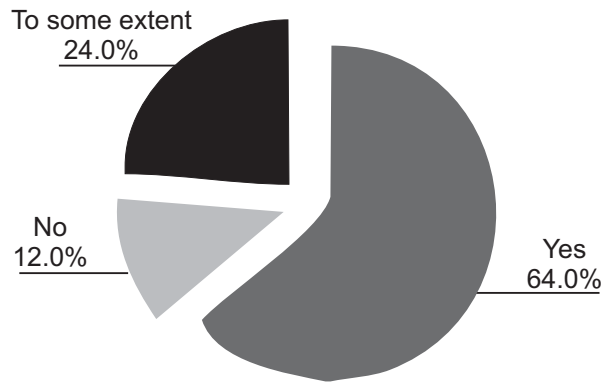


Table 8. (Male) Prompt responses of girls at the time of harassment

Responses	Frequency	Percent
No	2	4.0
Ignore	6	12.0
Enjoy / happy	10	20.0
Aggressive / angry	8	16.0
Girls are helpless	2	4.0
Both happy / angry	22	44.0
Total	50	100.0

Table 8 highlights the prompt responses of girls at the time of harassment. Table shows that 4.0% of the respondents replied that prompt response of the girls is mostly “no” and 12.0% were of the view that girls just ignore the harassment. Where as 20.0% of the respondents explained that girls feel happy and also enjoy when they are harassed. 16.0% explained that girls feel angry and show aggressive response and 4.0% viewed that girls have a sense of helplessness at the time of harassment. 44.0% of the respondents replied that girls have mixed feelings at the time of harassment. According to them girls feel both happy and angry at the same time. Below pie chart is also showing the percentages of the responses.

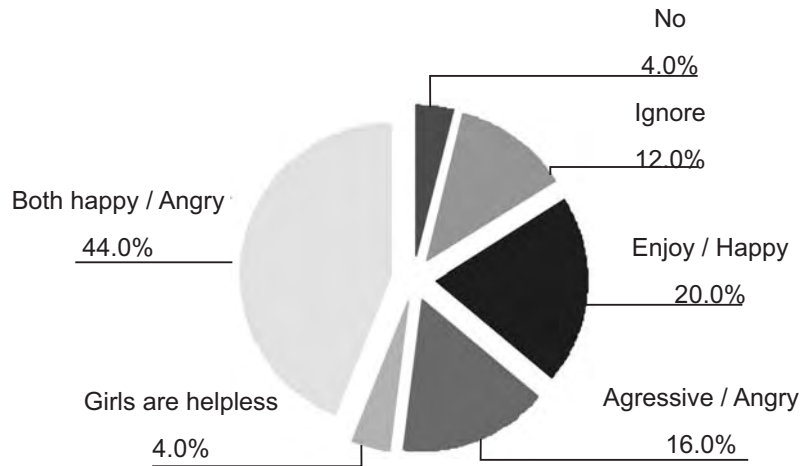


Table 9. (Male) Boy's awareness about problems faced by girls after harassment

Responses	Frequency	Percent
Yes	22	44.0
No	10	20.0
To some extant	18	36.0
Total	50	100.0

Table 9 explains the awareness of boys about problems faced by girls after harassment. Table shows that 44.0% of the respondents explained that boys are aware of the problems, while 20.0% responded boys are not. However 36.0% of the respondents expressed that boys are not fully aware of the problems faced by girls after harassment. Same responses can be viewed in pie chart as well.

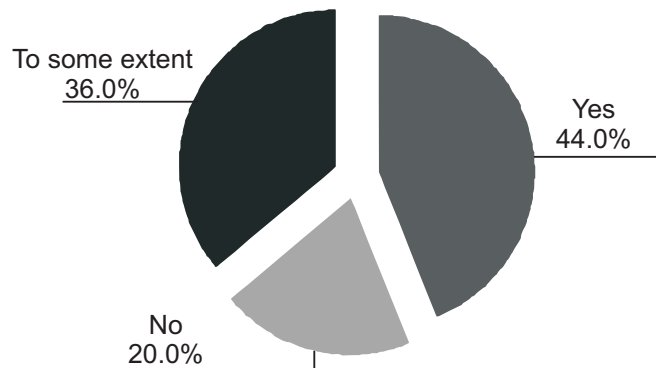


Table 10. (Male) Boys sharing incident of harassing girls with fellows

Responses	Frequency	Percent
All the friends	24	48.0
Close friends	20	40.0
Keep to them	6	12.0
Total	50	100.0

It was asked to what degree a boy shares the incident of harassing girls with his friends. Table 10 shows the responses of that. It illustrates 48.0% of the respondents were of the view that a boy shares about the incident with all the friends. 40.0% of the respondents explained that boys share this incident only with close friends. Whereas 12.0% of the respondents told that boys do not share such incidents and keep to themselves only. Pie chart is also drawn to make responses easily understandable

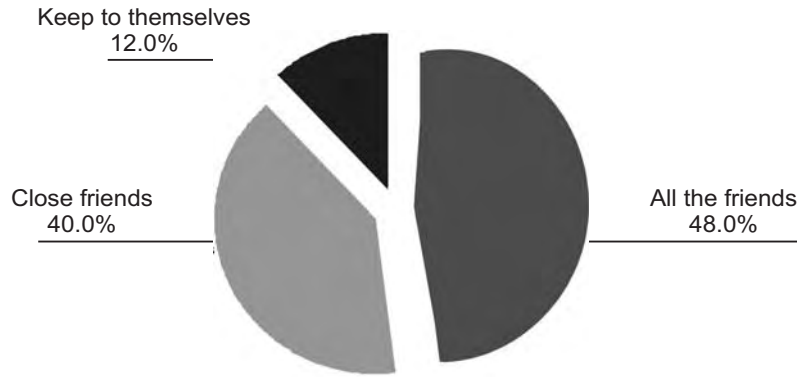


Table 11. (Male) Responses of boys about feeling regret or guilty after harassing girls

Responses	Frequency	Percent
Yes	20	40.0
No	6	12.0
To some extant	24	48.0
Total	50	100.0

Table 11 depicts the responses of boys about feeling regret or guilty after harassing girls. 40.0% replied that boys do not feel regret or guilty, whereas 12.0% said yes they do. 48.0% were of the view that some times boys feel regret or guilty after harassing girls. ZSame responses can be viewed through pie chart.



Table 12. (Male) The type of girl boys prefer to harass

Responses	Frequency	Percent
No response	2	4.0
Without veil	18	36.0
Every type of girl	20	40.0
Modern/ bold	4	8.0
Responsive to boys	6	12.0
Total	50	100.0

Table 12 shows the frequencies and percentages of type of girls boys prefer to harass. 4.0% of respondents did not reply and 36.0% said the boys prefer to harass those girls who are without veil. 40.0% viewed the boys harass every type of girl. However 8.0% explained that boys harass only modern and bold girls, those who are having bold dresses and bold gestures. 12.0% of the respondents thought that boys mostly prefer to harass those who are responsive to boys. Responses can be viewed with the help of pie chart drawn below:

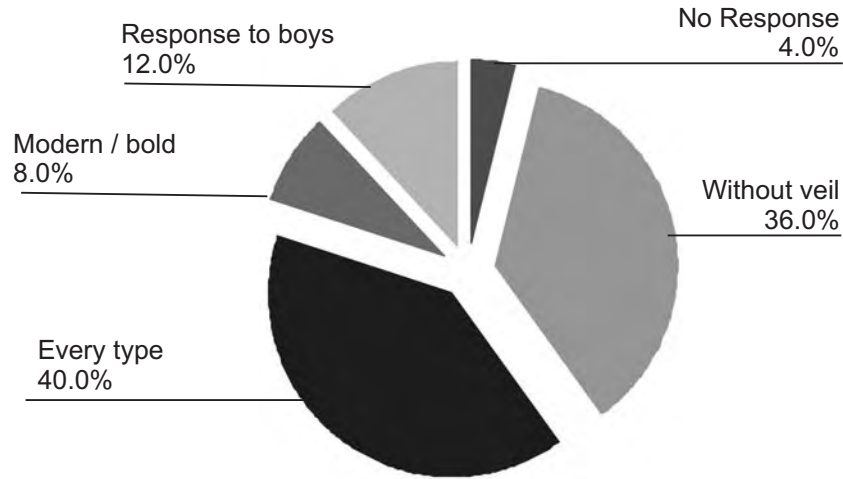


Table 13. (Male) Possible measures to stop boys from harassment

Responses	Frequency	Percent
No response	2	4.0
Not possible	8	16.0
Awareness through media	6	12.0
Strict government policies	12	24.0
Parents guidance / check	8	16.0
Veils / proper dress	14	28.0
Total	50	100.0

It was asked to know what measures should be adopted to stop boys from harassing girls. Table 13 shows that 4.0 of the respondents did not reply and 16.0% thought it is impossible to stop boys from harassing girls. 12.0% replied that boys should be educated through media about seriousness of this problem. Another 24.0% were of the view that strict government policies can stop boys from harassing girls. 16.0% explained parents should be having check on boys. They should also guide their sons. 28.0% of the respondents replied that girls should be having veils and proper dress to avoid such incidences. Pie chart follows here to understand the responses graphically:

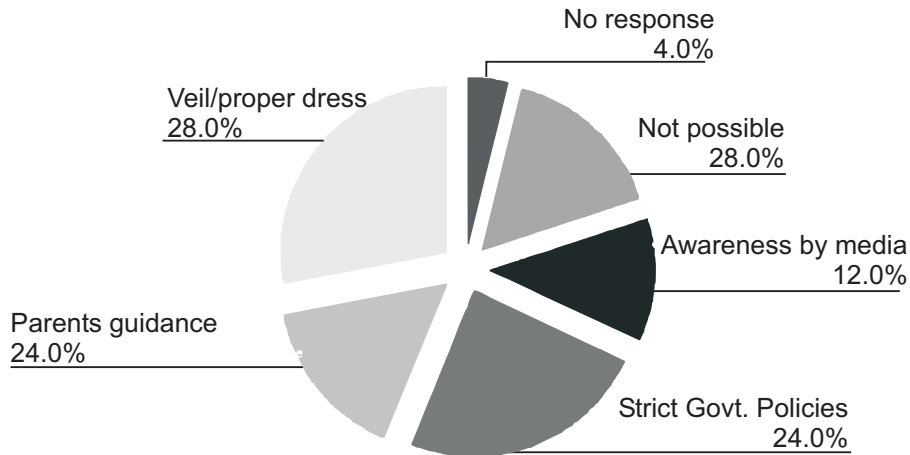


Table 14. (Male) Boys' views about what should be response of girls to avoid harassment

Responses	Frequency	Percent
Unavoidable	10	20.0
Veils	18	36.0
Ignore the boys	8	16.0
Girls should react	10	20.0
Stop boys positively	4	8.0
Total	50	100.0

It was asked from boys that what measures girls should adopt to avoid harassment. Table 14 show that 20.0% of the respondents replied that harassment is unavoidable. Where as 36.0% maintained that the girls should veil themselves to avoid harassment. 16.0% thought that girls should ignore boys. Whereas, 20.0% expressed that girls should react, 8.0% replied that girls should positively stop boys from doing so. In this way they can avoid harassment. Pie chart can be viewed to understand responses:

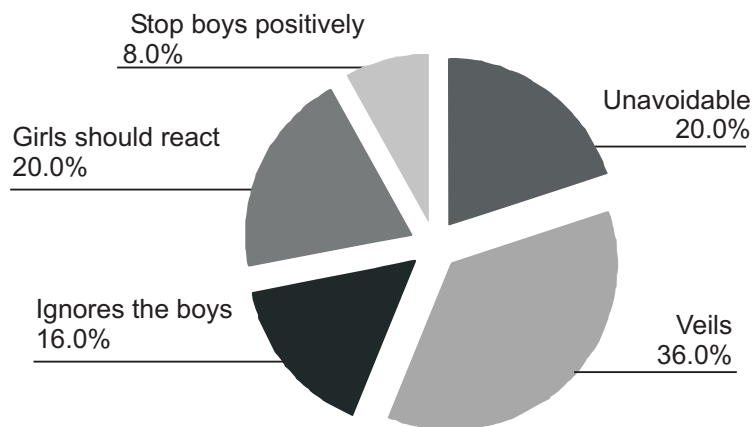


Table 15. (Male) Responsible person for harassment of girls

Responses	Frequency	Percent
No response	4	8.0
Girls	12	24.0
Both	34	68.0
Total	50	100.0

It was asked to know what measures should be adopted to stop boys from harassing girls. Table 13 shows that 4.0 of the respondents did not reply and 16.0% thought it is impossible to stop boys from harassing girls. 12.0% replied that boys should be educated through media about seriousness of this problem. Another 24.0% were of the view that strict government policies can stop boys from harassing girls. 16.0% explained parents should be having check on boys. They should also guide their sons. 28.0% of the respondents replied that girls should be having veils and proper dress to avoid such incidences. Pie chart follows here to understand the responses graphically:

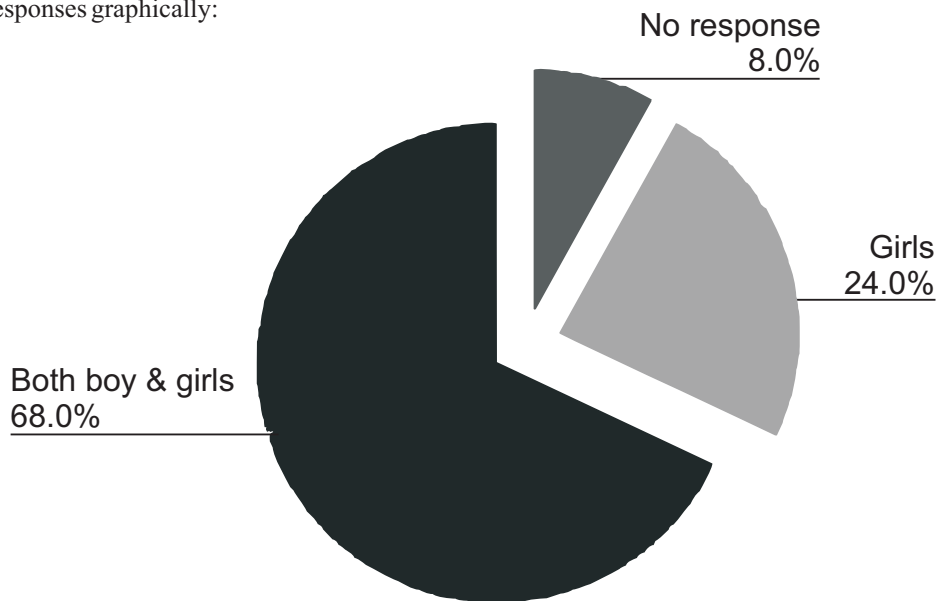


Table 16. (Male) Does reduction in harassment has an impact upon girls' lives?

Responses	Frequency	Percent
No response	2	4.0
Yes	32	64.0
To some extent	16	32.0
Total	50	100.0

Table 16 indicates the responses about the reduction in harassment. Table shows that 4.0% did not reply about particular question. 64.0% of the respondents said that if harassment reduces it could minimize problems from lives of girls. 32.0% were of the view that it cannot fully minimize the problems of girl's lives. They think it is possible only to some extent. Pie chart is also showing the percentages of the responses:

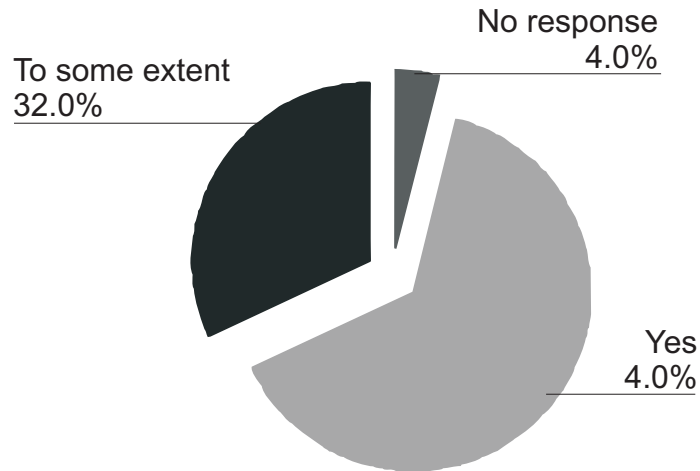


Table 17. (Male) Perception of boys about harassment done by the girls

Responses	Frequency	Percent
Yes	32	64.0
No	8	16.0
Some time/ few girls	6	12.0
Don't know	4	8.0
Total	50	100.0

Table 17 elaborates the perception about harassment of boys done by the girls. It shows that 64.0% said yes, the girls also harass boys. 16.0% did not agree and maintained the girls do not harass boys. Whereas 12.0% of the respondents replied only few girls harass boys, 8.0% explained that they do not know that girls harass boys or not. Same responses can viewed through pie chart:

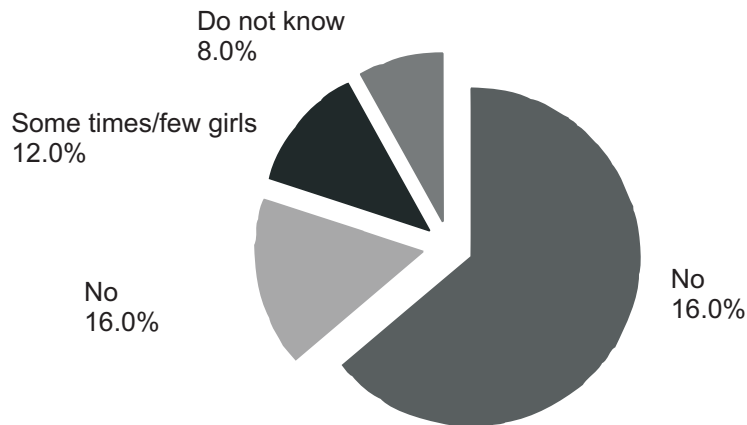


Table 17.1 (Male) Responses of boys if girls harass them

Responses	Frequency	Percent
No response	4	8.0
Pleased / overjoyed	40	80.0
Surprised	6	12.0
Total	50	100.0

Table 17.1 indicates the responses of boys while confronting harassment by the girls. It shows that majority of the respondents (80.0%) replied that boys feel pleased and overjoyed when girls tease them, while 12.0% of the respondents expressed that boys feel surprised when girls tease them. 8.0% did not reply about that. Pie chart below can be viewed to understand the responses as following:

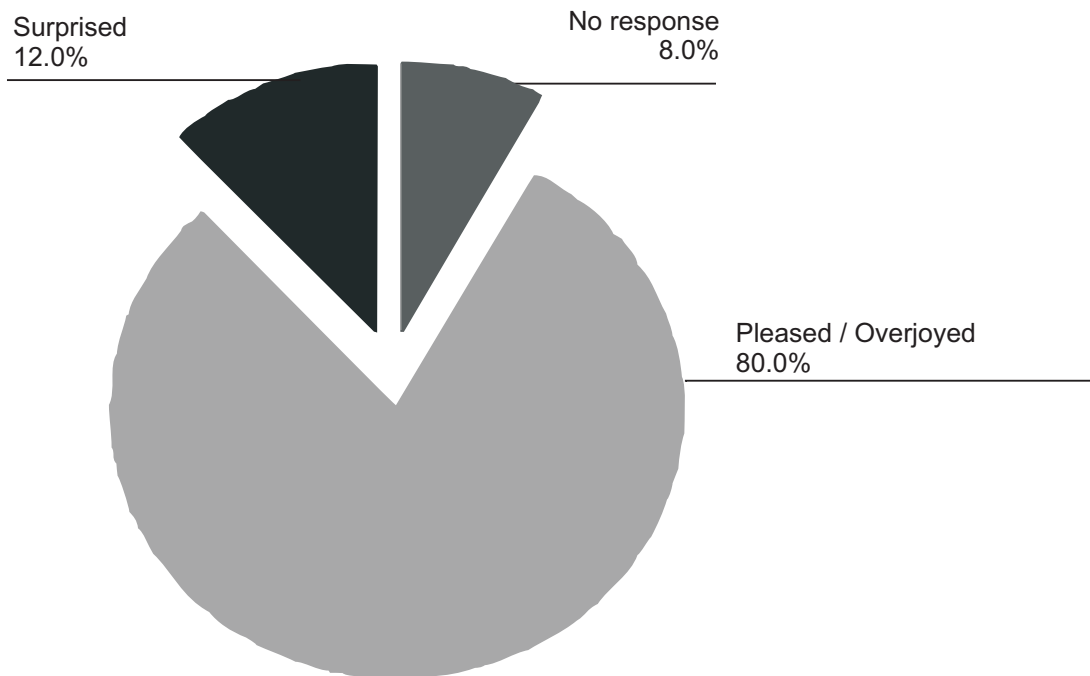


Table 18. (Female) Frequency and percentage of girls suffering from harassment

Responses	Frequency	Percent
No response	2	4.0
Yes	48	96.0
No	0	0.0
Total	50	100.0

Table 18 depicts the frequency and percentage of girls suffering from harassment. 96% of the female respondents replied that they have been victim of harassment. It reflects female harassment as a common occurrence. And not a single one (0.0%) replied against the statement that girls are suffering from harassment. However 4.0% did not respond to the particular question. The same responses are shown below with the help of pie chart to make easily understandable for readers:

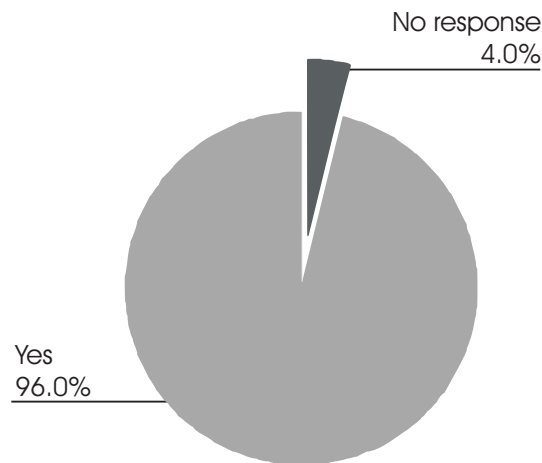


Table 19. (Female) Feelings of girls at the time of harassment

Responses	Frequency	Percent
No response	6	12.0
Shameful/ Embarrassed	2	4.0
Angry/Bad	38	76.0
Fear	2	4.0
Pleased	2	4.0
Total	50	100.0

Table 19 describes the feelings of girls at the time of harassment. Majority of the respondents, as they were female, expressed that they feel really angry and also feel bad at the time of harassment from males. It also shows that this act is highly disliked by the majority of the respondents. As the table shows that 76.0% of the respondents replied that they feel angry and bad. 4.0% of the respondents expressed that they feel shameful and embarrassed. Another 4.0% replied that they feel frightened, when the male harass them. Only 4.0% of the respondents replied that girls feel pleased. However 12.0% of the respondents did not express their feeling. Pie chart below also depicts the same responses:

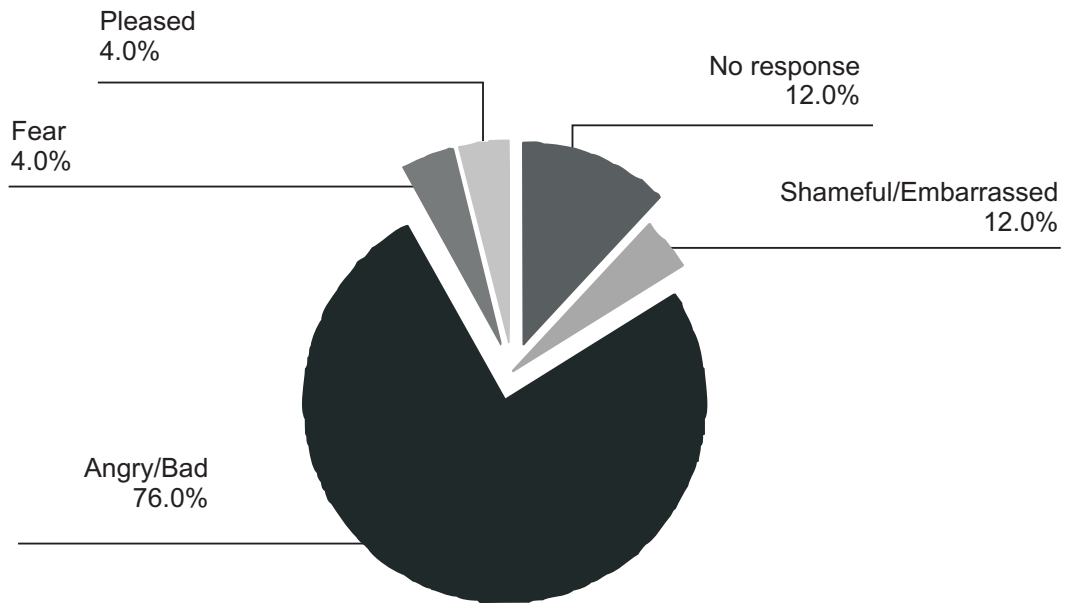


Table 20. (Female) Reasons behind the harassment of girls done by the boys

Responses	Frequency	Percent
Sexual/Mental satisfaction	20	40.0
Enjoyment	12	24.0
Male nature	4	8.0
Media influence	4	8.0
Community environment	8	16.0
Girls are responsible	2	4.0
Total	50	100.0

Table 20 highlights the reasons behind the harassment of girls done by the boys. Major portion of the respondent (40.0%) replied that boys harass the girls to get the sexual and mental satisfaction. 24.0% of the respondents thought that boys harass girls for enjoyment and 8.0% replied that it is the nature of male to harass girls. 8.0% of the respondent attributed this to media influence; they replied that boys try to follow the movies, dramas and also different stories of magazines. Though 16.0% replied that community environment is the basic reason behind this. Only 4.0% of the respondents replied that girls are responsible for this act. The following pie chart below illustrates the responses:

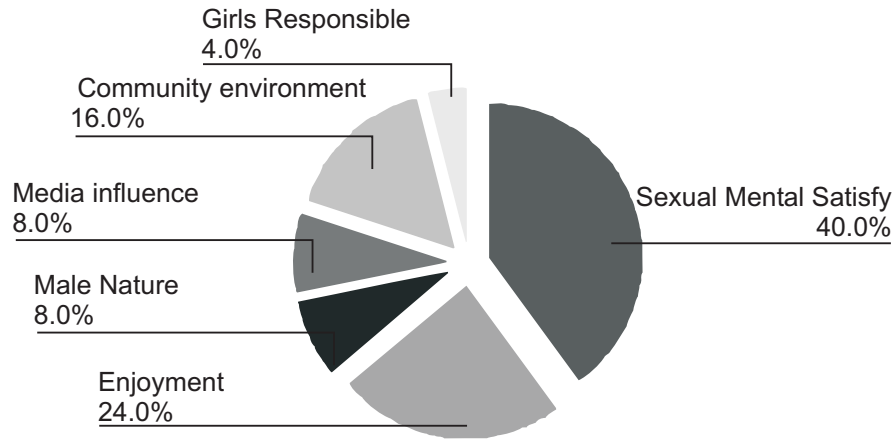


Table 21. (Female) Reaction of girls at the time of harassment

Responses	Frequency	Percent
No response	4	8.0
Ignore/ Keep quiet	10	20.0
Scared	2	4.0
React/ Angry	34	68.0
Total	50	100.0

Table 21 demonstrates the reaction of girls at the time of harassment. According to that most of respondents describe that they feel angry and react with anger at the time of harassment. Table shows that 68.0% of the respondents were angry and also reactive against the harassment experiences. It is an encouraging sign that girls know how to defend them. Fewer respondents said that they ignore it and keep quiet, as they are shown 20.0% in the table. Only 4.0% of the respondents felt scared at the time of harassment from males. 8.0%, however, did not respond to this question. Pie chart is also drawn below to make responses more understandable:

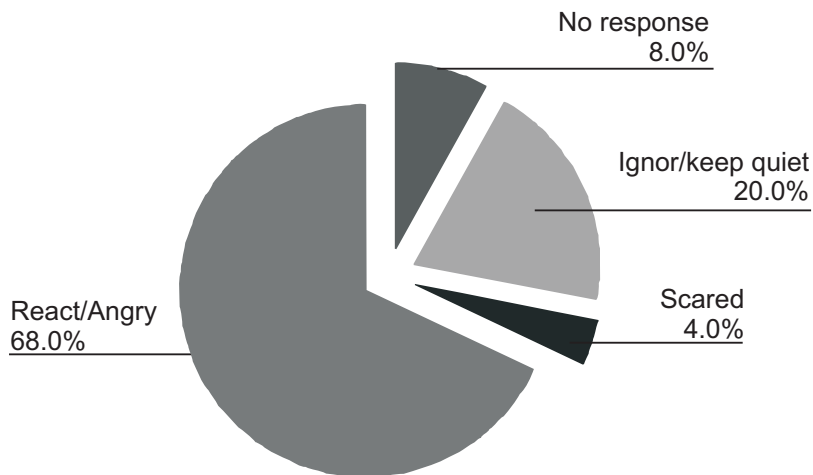


Table 22. (Female) Consequences faced by girls because of harassment

Responses	Frequency	Percent
No response	2	4.0
Mobility problem	34	68.0
Disturb education/ career	8	16.0
Mental disturbance	6	12.0
Total	50	100.0

Table 22 depicted that majority of the respondents face mobility problems because of harassment. As table shows that 68.0% were of the view that girls face mobility problems and it is hard for them to move freely in the open. 16.0% maintained that harassment disturbs their educational career and also they get are forced by their families to withdraw from their career-related ambitions. Mental disturbance was the outcome of harassment for 12.0% of the respondents. However 4.0% did not respond to this question. The following pie chart highlights percentages of the responses:

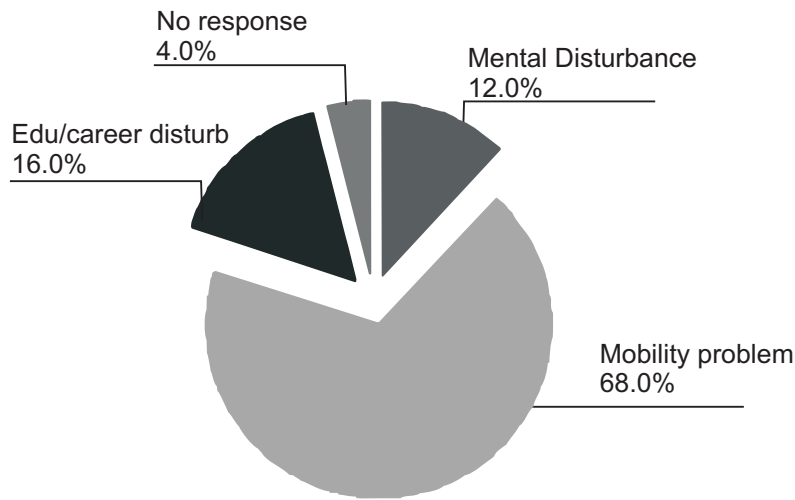


Table 23. (Female) Desired prompt responses of girls, when they are harassed

Responses	Frequency	Percent
No response	6	12.0
Want to beat	26	52.0
Want to abuse	18	36.0
Total	50	100.0

Table 23 depicts the desired prompt responses of girls when one harasses them by touching physically or commentating. Table shows that 52.0% of the respondents want to beat the boys and men, when they touch physically or comment upon them. Some of them used the word “beating bitterly” as well. Table shows that 12.0% of the respondents did not respond. 36.0% of the respondents replied that they want to abuse and use harsh words for one that touches or passes comments towards them. The same percentages of the responses are shown below in the pie chart:

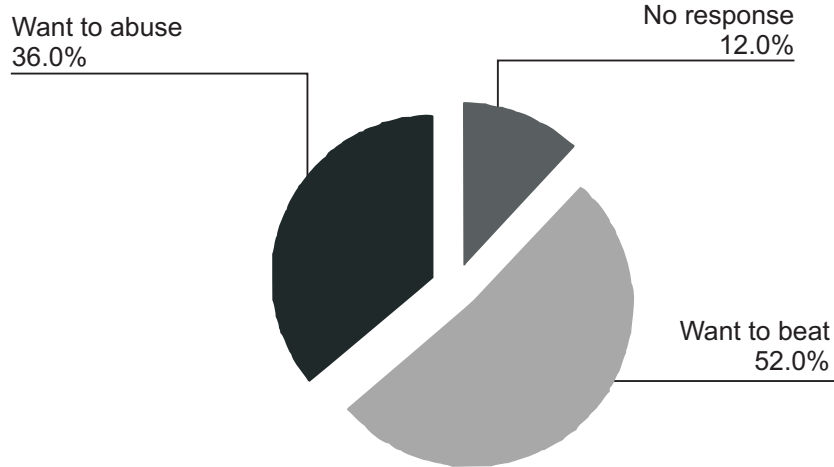


Table 24. (Female) The ways, used by boys to harass girls

Responses	Frequency	Percent
No response	6	12.0
Pass comments	22	44.0
Physical touch	12	24.0
Symbolically	10	20.0
Total	50	100.0

Table 24 demonstrates different ways used by the boys to harass girls. Table shows that 44.0% respondents were of the view that boys pass comments and harass girls. According to the respondents these comments are verbal excesses, lewd songs, cheap dialogues from movies and dramas and mostly comments about female physique, clothes and walking style of girls. 24.0% replied that mostly boys and males physically touch the girls. 20.0% said that boys use symbolic interaction to harass girls, like with eye movement and body gestures. Only 12.0% did not express their feelings about this particular question.

The following pie chart also depicts the percentages of responses:

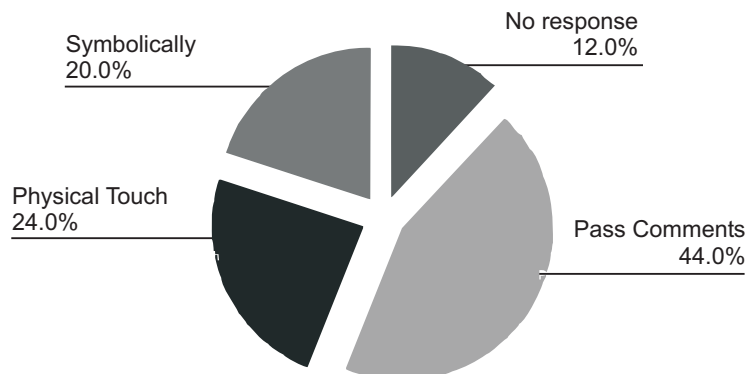


Table 25. (Female) Types of girls prone to be targeted by the boys

Responses	Frequency	Percent
No response	2	4.0
Fashionable	12	24.0
Every type	26	52.0
Responsive	6	12.0
Those ignore boys	4	8.0
Total	50	100.0

Table 25 describes the types of girls, which are targeted by the boys. According to the 24.0% of the respondents boys mostly target fashionable girls - those who are made up and wear bold dresses. Nevertheless, majority of the respondents expressed that boys harass every type of girl. According to them, boys' aim is to harass girls. It does not matter which type of girl the victim is. 12.0% said that responsive girls were the targets. 8.0% replied that boys target those girls who ignore boys. 4.0% did not give any response about this question. Pie chart can also be viewed to understand the responses of the respondents, and their percentages:

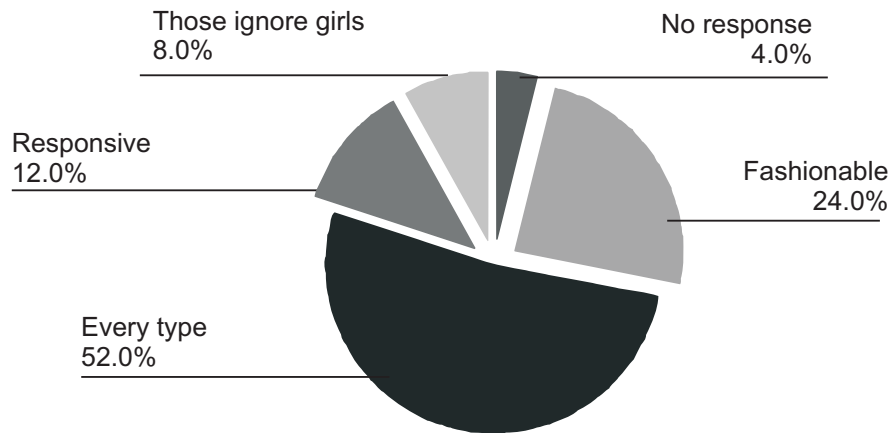


Table 26. (Female) Responsible person for harassment of females.

Responses	Frequency	Percent
No response	2	4.0
Boys	12	24.0
Girls	6	12.0
Both	30	60.0
Total	50	100.0

Table 26 describes the frequencies and percentages of the persons responsible for the harassment of the females. More than half of the respondents were of the view that both boys and girls are responsible for the harassment of girls. 60.0% held such a views. 4.0% did not respond. Only boys are responsible for girl's harassment was the reply of 24.0% of the respondents. While 12.0% of the respondents replied that only girls are responsible for their harassment. They feel harassment is the out come of lenient attitude of girls and some time create room for boys to manipulate them. Pie chart below illustrates these responses:

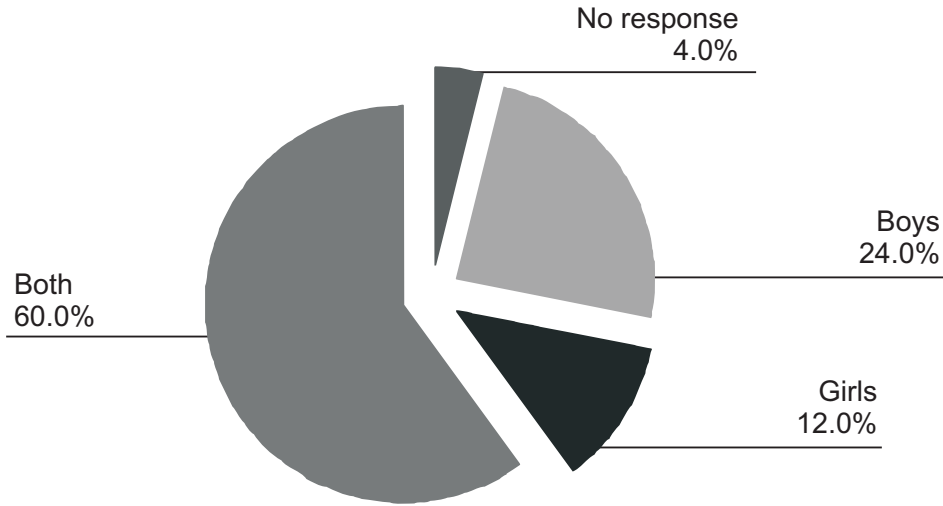


Table 27. (Female) Strategy which girls should adopt to avoid harassment

Responses	Frequency	Percent
No response	2	4.0
Veil/ Proper dress	24	48.0
Angry attitude	6	12.0
Ignore	6	12.0
Tell the parents	8	16.0
Call them brother	4	8.0
Total	50	100.0

Table 27 reveals the responses of respondents about the strategy girls should adopt to avoid harassment. Almost half of the respondents (48.0%) replied that girls should be having proper veil and proper dress to avoid harassment. Angry attitude should be the way to avoid harassment, was the response of 12.0% respondents. 12.0% expressed that girls should ignore the boys to avoid harassment. 16.0% replied that girls should inform their parents if one tries to harass. An interesting response from 8.0% was that girls should call them brother. The following pie chart also elaborates the percentages of the responses:

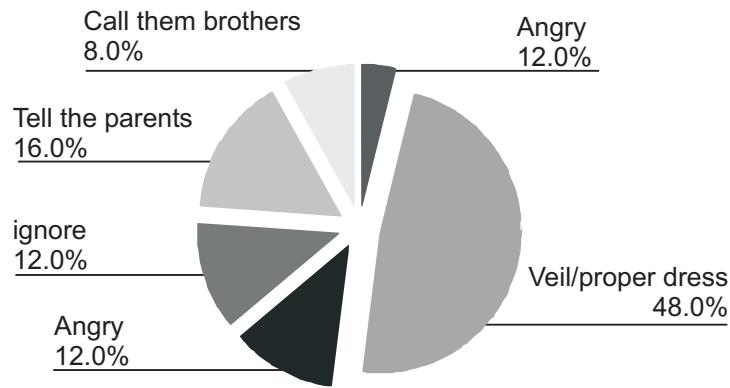


Table 28. (Female) Tendency of girls harassing boys

Responses	Frequency	Percent
Yes	18	36.0
No	8	16.0
Few girls	18	36.0
Don't know	6	12.0
Total	50	100.0

Table 28 depicts that 36.0% of the respondent think girls also harass boys. These were interesting findings. The table also shows that those who held this thinking also maintain that girls harass boys, but these girls are few in number. And in these few girls mostly girls were victim of complex personalities, according to the respondents. Table shows that 16.0% said that girls do not harass boys. 12.0% even expressed that they do not know if this thing happens at all. Within these 12.0% respondents mostly were girls who said that they never harass, nor have ever heard of it. The same responses can be viewed in pie chart shown below:

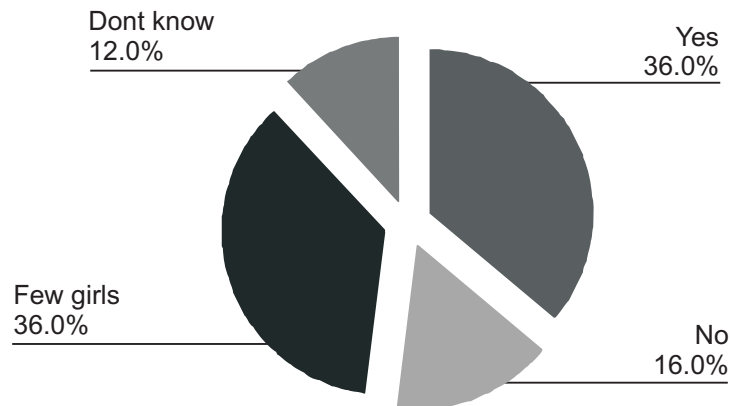


Table 28.1 (Female) Responses of girls about feelings of boys when girls harass them

Responses	Frequency	Percent
No response	6	12.0
Pleased/ overjoyed	26	52.0
Don't know	18	36.0
Total	50	100.0

Table 28.1 describes the responses of girls about feelings of boys when the girls harass them. According to responses the majority of respondents, as they were females, explained that if girls harass boys they feel pleased and some time overjoyed. This is mainly because they do not expect such from girls. So when girls do that they become overjoyed. As table shows 52.0% respondents replied that boys feel pleased and overjoyed when girls harass them. Only 12.0% of the respondents did not respond about this particular question. 36.0% were of the view that they do not know about feelings of boys when girls harass them. The pie chart given below also highlights responses of the respondents, showing percentages of the responses:

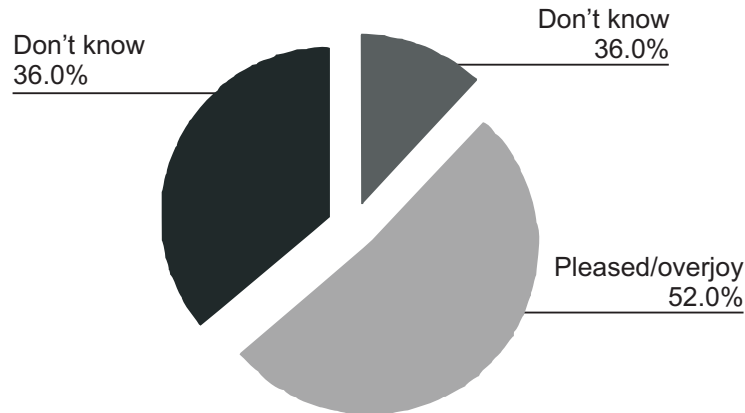


Table 29. (Female) Can reduction in harassment minimize social constraints for girls?

Responses	Frequency	Percent
No response	4	8.0
Yes	38	76.0
Not sure	8	16.0
Total	50	100.0

It was asked to know if reduction in harassment could minimize social constraints for girls. Table 29 shows a majority of respondents (76.0%) were of the view that social constraints for girls can be minimized by reducing the harassment cases. When girls go out and they don't face any sort of harassment, there major tribulations would be solved, like family constraints. It would be then easier for them to move freely and make progress in every field of life. Table shows that 16.0% of the respondents were not sure whether elimination of harassment could play any role in minimizing social constraints for girls. 8.0% respondents did not reply about this question. The below pie chart can be viewed to understand the responses and their percentages: It was questioned to know from girls that how it is possible to reduce harassment, to minimize social constraints for them.

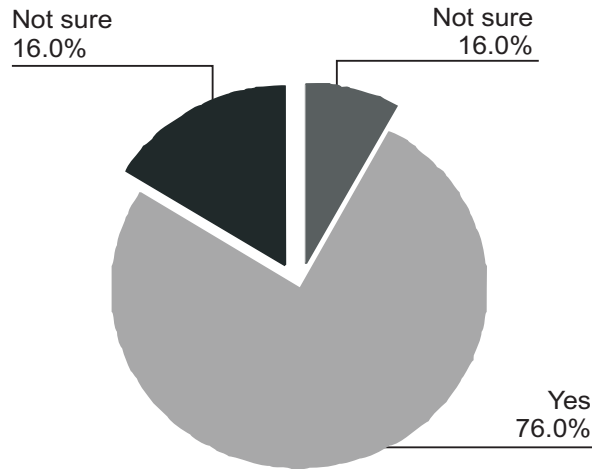
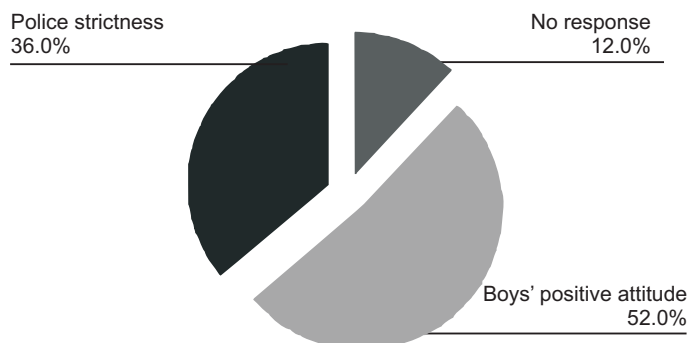


Table 29.1 (Female) Frequencies and percentages of ways of reducing harassment

Responses	Frequency	Percent
No response	6	12.0
Positive attitude of boys	26	52.0
Police strictness	18	36.0
Total	50	100.0

Table 29.1 depicts more than half (52.0%) of the respondents maintain that positive attitude of boys can help in dipping the harassment. They were of the view that boys should be having parental check. They should also be informed and sensitized about this issue and as to it hurts girls and their social mobility. 36.0% of the respondents even suggested that police should play their role and should be strict to the boys standing in streets and corners and also to those who wander around girl schools and colleges. 12.0% of the respondents did not express their views about this question. Pie chart, drawn below, also shows the percentages of responses:



Qualitative Data Analysis

5.1 Focus Group Discussions

Two focus group discussions were conducted to get the variety of information on women harassment. A group of eight *madrassah students* (female) participated in the discussion. The other group was also based on eight college students, four male and four female. The main objectives of the discussion were as under;

Who is Responsible for the Harassment?

All the female participants of the discussion believed, only men are responsible for the harassment. They said male tease the girls through various techniques like physical touch and also mentally torture the female mentally. Female participants of the discussion rejected contention of the male counterparts at the point when they argued that only females are responsible for the harassment.

On the other hand male participants declined to accept blame of harassment single-handedly on boys. They admitted that the male harass girls through lewd comments, hooting and touching but females feel happy rather than being harassed. Girls also want to have boy friends. Love affairs mostly start from this so-called harassment, they added.

Some participants argued that we are living in a closed culture where boys and girls are taught since their childhood to be away from one another. These coercive norms and values become the cause of this harassment like problems. The lack of interaction between two sexes creates curiosity among them. On the other hand opposite sex has natural attraction.

Impacts of Harassment

All the respondents said that girls have to face a lot of problems in their social life. They are the victims of harassment and they cannot even move freely outside their homes. Their male family members (especially their brothers) do not allow them to move alone in the society. They object to their frequent meetings even with their friends frequently because in their point of view, close friendship among girls give way to the lure for boys. Brothers do not like their sisters to go the colleges. They say that only *Quranic* education is better and enough for the girls. In their perspective there is no need of formal education for girls and women are also not supposed to do jobs. Girls cannot move in the society with their own choices because harassment is a hurdle in their way.

Tahira said that since she never went out of home alone therefore she never had to face harassment.

Samina also said she never faced harassment.

Riffat stated, if we separate the issue of harassment from the family honor and other social issues and see what it really means to victim or how it bangs the women, we will know its not less than a torture. She said, it seems, as if our souls have not any essential value. *It hurts somewhere deep inside*. If we go to the market to buy something, we have to come back with our shopping incomplete only because of the attitude of male members of the society. The women are also forced to shut themselves down in their own homes. They even are fearful to go on the rooftops of their homes.

Fizza shared an incident; “there was a girl in our village, whom a boy used to follow while going to school and returning to home. One day she had to run home when the boy was chasing as usual. The girl's father saw the boy following her. Even though the girl was not responsible for this, her father put an end to her life, just in the name of his honor. The boy latter on went to her father and confessed that she was innocent and boy himself is the offender”. But it was too late then and there was no use of this confession at a time when she never could have come back.

Saqia also contributed a happening: one-day she was sitting in her neighborhood, when a young girl appeared in veil. She was breathless and fuming. She complained neighborhood women that her son teased her. She told the women that her son harasses her on the way to school. She had not told her brothers, because she did not want a fight. This incident shows how a girl is helpless in

society.

Some other participants also narrated similar incidents but it is observed that respondents normally avoid telling something about their own experiences. This thing indicates harassment is considered immoral, and girls are reluctant to talk about it because no one likes to attach herself with such an occurrence even when they are the victims.

Prevention of Harassment

Saqia gave the impression of hopelessness. She feels apathetic at this worse situation of society where women are helpless in front of harassment. She stated that harassment could not be stopped and girls cannot do much about it. It means there must be male members of the society with them to stop this evil. But the offender is also male, so he will not be ready to curb this crime.

Fouzia gave the solution saying that we can control the situation by Islamic education.

Fizza in was in favor of better socialization of family. Harassment can be controlled through proper socialization, in her view.

Riffat did not know the proper solution. But she said, NGOs and other people should work to find out some solution for the issue. If harassment is controlled, women will feel free.

A male participant of the discussion told, he would not allow her daughter to go outside the home and do a job, because he wanted her to be a wise and well-reputed in society. This is the irony of fate. Those women who go out the home are considered ill-reputed and unwise.

5.2 In-depth Male Interviews

Male's View towards Female Employment

Abbas (a teacher) reflects on woman employment saying, women cannot get freedom unless they go out of the home. They should work outside the home.

Irfan says, women should work outside the home only when they can find good office environment. The working environment is different in Lahore (modern area) and Gujranwal (indigenous area). It is easy for females to work in modern areas like Lahore but not in Gujranwala. But we must try to change this culture so that women can move and work in offices with no trouble.

Arif states that women should do only desk work, rather than going in the field. He is engaged in an NGO, working on micro credit programmes. They have to go to communities to mobilize people. Their female fellows who go to communities are prone to the risk of harassment. There always is a security risk involved when his female colleagues visit community areas.

The banality of evil

Abbas says, harassment is very common social phenomenon. All the women are harassed but college girls are more vulnerable. Girls also tease boys, as he himself was used to be harassed.

Irfan articulates, women are being harassed every time everywhere; it could be a street, market or bus stop etc. Boys learn from one another to harass the girls. Respondent admits, he himself used to harass girls during his teen age. He conceded to follow the girls and pass comments on girls, but unfortunately he did not believe that this is harassment. According to him, those acts were just meant to have some fun and amuse himself rather than to tease others (female). He says that people harass women through comments and hooting. He also accepted that he used to do the same thing, but on the other hand he claims that his acts were just for fun not for harassment.

Arif states, *definitely women are harassed*. According to him, workingwomen are more vulnerable to be harassed. For women traveling through public transport is a problem. Boys prefer to harass a veiled girl because naked eyes attract more, when the whole body is invisible. Women are insecure outside the home. Giving a message, he says, the woman who has not courage (confidence) should not take the risk to go outside the home.

Impact of Street Harassment

Irfan says women suffer from many problems but here he is concerned with her marriage. The working-women have to face hurdles in her way of marriage. Usually people avoid marrying a working woman. The respondent quotes an example saying that *I know a person who was interested to marry a woman who was employed somewhere. His parents refused to accept a daughter in law who is working outside the home.*

Irfan says, working women gain more exposure and learn more about the society as compared to women living in home boundaries. Working women are also more sensitive.

Arif says that, *men torture and defame the women*.

This is dilemma of a society where a female is rejected for marriage just because she is working outside the home. This attitude of the society shows that women are not considered an equal part of the society nor they are free to move according to their wishes.

5.3 In-depth Interviews of Public Transporters

Data were collected from public transporters (two conductors and one van driver).

View towards Female Employment

In regard to women's work outside the home, the first respondent named Ghulam Rasool said, women should not work if there is a male member at home to earn. According to him, women are humiliated outside the home. According to him women is just like a toy in male's view and they want to play with it in any way.

The second respondent named Haneef Khokhar was strongly opposed to women employment outside the home. He said, family members of those females, who cross the boundaries of home, do not know what happen to them in the society. He was trying to emphasis on women harassment, and thought that because of it women should not move in the society.

The third respondent, Illim Din, believed, perfect place for the women is her home. If women want to be mortified, she should cross the boundaries of home. It shows the women who want to save her respect should not cross the boundaries of home. It means women are not free in our society.

These respondents are van conductors and a driver; they have their own state of mind because of different life experiences. They have to interact with lot of people everyday, who belong to different cultures and backgrounds. When they see boys harassing the girls or them interacting with the male, they get inference that females themselves are the cause of harassment.

In the patriarchal culture, it's considered incorrect for a woman to travel solo. For these and other potentially challenging destinations, you might want to team up with a companion.

It was observed that more and more women are turning to the workplaces due to financial and economic constraints. The right to live and work with dignity is an inalienable right of all people. Women, however, are denied this right, be it in agricultural fields or in corporate offices. Behavior as sexual harassment restricts their active and effective participation in society according to their fullest potential.

5.4 In-depth Female Interviews

Data were collected from working women and also from female students. Six working women and two female students were interviewed to get in-depth information on women harassment. The main objectives of the interview are given below;

View towards women work

In regard to women's work outside the home, most of the respondent said that women should work outside the house. Women should work for her self-recognition and as well as to be praised and admired. It gives them immense exposure. They should earn and work with men to share the economic burden and live a comfortable life. After spending a long time in her studies, one should not waste her talent by living within household boundaries.

Only a few respondents said that women, without financial problems, should not work outside the house. This response could be the result of the attitude of society towards working women.

Most of the respondents were in favor that women should go outside the home and work with men. Only one of the respondents said that women should only work when there is not a male member to give pecuniary support to the family.

Street Harassment of Women

Working women have to face a lot of problems, out side the home. Boys stop the ladies on the way and harass them. When a

woman comes outside the home, people criticize her character. Men always take the women as granted. Males get satisfaction by harassing female. Everyday, working women have to face a new rumor in their neighborhood. Their colleagues and friends also watch them suspiciously. Working women are being harassed in the offices by their bosses and become source of enjoyment for boys in the streets. Girls have to face harassment in streets, markets, academic institutions and everywhere. People start conspiring against working women.

Women are terrorized daily in public spaces. Some Men may violate their personal space by blocking their paths, standing too close, or using sexist and insulting language toward them. This behavior is implicitly menacing and scary and often becomes overtly threatening when a woman expresses her anger at these affronts, because the line between verbal harassment and physical menacing is often crossed.

Forms of Harassment

Males harass women by using different methods like physically by touching different parts of her body; mentally, by passing lewd comments, hooting, making wrong phone calls and many other ways.

Harassment is a threat with the intent to inflict physical or any other type of harm to a person. There is also psychological abuse involved, which is an act to provoke fear or diminish self worth and dignity of others. Sexual abuse is an unwelcome verbal or physical advance, which is sexually explicit such as a joke, pinching, unwanted touching, or leering. Almost all the respondents said, they have personally experienced harassment in one or another way.

Impact of Women Harassment

Harassment has many negative impacts on females. Due to this, they are subjected to Irritation, disgust or fear. Women may also feel insecure and extremely depressed. The respondents of this study recorded that their routine activities suffer badly because of harassment. They told that girls who have been the object of a stalker's attention suffer psychiatric disorders such as depression and anxiety. Harassment is mental torture for females. Sexual harassment is often the first step in an ugly process that may also end in sexual assault.

Male Harassment

Only one third of the respondents said that women also harass men. A respondent said, they usually harass smart boys. They laugh at some boy and boys always welcome this tease.

According to a respondent only a few number of girls harass boys. Majority of the respondents said, girls don't harass boys nor they like to do this.

Changing roles of gender

Most of the women interviewed are doing jobs in different fields of life. Some of the respondents are students. Both these types of female have to go outside the home and interact with the people in society. According to them women should be more liberal and independent, so that she could recognize her own identity.

Women are very important segment of the society and they play an important role to make their families as well as their own lives comfortable. Traditional definitions of gender roles have broken down considerably as women have won access to more education and have entered the labor force in larger numbers. The notion that "it is better for women to concentrate on the home and men on their jobs," has changed all over the globe. They can play and are playing an important role in the development both at micro and macro level.

Survey Form

1. Do boys harass girls?
2. Why do boys harass girls?
3. With which ways, the boys harass girls?
4. What do boys feel after harassing girls?
5. What is generally the age of a boy, when he starts harassing girls?
6. Do boys start harassment under others' influence, or it is their own initiative?
7. Do boys know what are the feelings of girls after harassment?
8. What is the attitude/ response of girls after harassment?
9. Do boys know what can be the consequences of harassment upon girls?
10. In your opinion, with how many friends a boy shares the event of harassment?
11. Do you think boys in some way repent harassing girls?
12. What type of girls, boys harass?
13. How can boys be stopped from harassing?
14. What type of attitude/ response girls should adopt so that boys avoid harassing them?

Content Analysis of Newspapers (Jan - June 2004)

Content analysis was also used to highlight the complex issue of female harassment. For that purpose data was gathered from major Urdu newspapers. Reported cases on women harassment and crimes in which women were victims, were taken. A total of 338 cases were scanned from around the country. These cases were reported in first six months of year 2004.

Tables are drawn below:

Table 1. Names of the Newspapers

Responses	Frequency	Percent
Khabrin	211	62.4
Nawa-e-Waqat	76	22.5
Jang	36	10.7
Insaf	15	4.4
Total	338	100.0

Table 1 shows the name of newspapers in which cases were reported. Out of 338 cases, 62.4% cases were reported in Daily Khabrin, 22.5% were reported in Daily Nawa-e-Waqat, 10.7% in Jang and 4.4% cases were reported in Daily Insaf.

Table 2. Months in which cases were reported

Responses	Frequency	Percent
January	75	22.2
February	68	20.1
March	34	10.1
May	99	29.3
June	62	18.3
Total	338	100.0

Table 2 reveals months in which cases were reported. It shows that out of 338 cases, 22.2% were reported in the month of January, 20.1% reported in February, 10.1% were reported in March, 29.3% were reported in May, and 18.3% reported in June.

Table3. Location of harassment cases

Area	Frequency	Percent
Not given	2	.6
Gujranwala	66	19.5
Bahawal Nagar	3	.9
Sialkot	5	1.5
Sakhar	2	.6
Hasil Pur	1	.3
Kasour	28	8.3
Pakpattan	3	.9
Sheikhupura	62	18.3
Rawalpindi	3	.9
Islamabad	6	1.8
Lahore	60	17.8
D.G.Khan	4	1.2
Sargodha	5	1.5
Faisalabad	18	5.3

Area	Frequency	Percent
Hyderabad	2	.6
Bahawal Pur	1	.3
Hafiz Abad	12	3.6
Bhakar	1	.3
Chiniot	1	.3
Toba Tak Singh	4	1.2
Mandi Bahaudin	2	.6
Khaniwal	1	.3
Vehari	5	1.5
Peshawar	1	.3
Okara	10	3.0
Multan	3	.9
Others	27	8.0
Total	338	100.0

Table3 indicates the location of districts in which the cases happened. Table reveals that out of 338 cases .6% occurred in unnamed areas. 19.5% incidence were reported in Gujranwala, .9% in Bahawalnagar, 1.5% in Sialkot, .6% in Sakhar, .3% in Hasilpur, 8.3% in Kasour, .9% in Pakpattan, 18.3 in Sheikhupura, .9% in Rawalpindi, 1.8% in Islamabad, 17.8% in Lahore, 1.2% in D.G.Khan, 1.2% in Sargdhah, 5.3 in Faisalabad, .6% in Hyderabad, .3% in Bhakar, .3% in Chiniot, 1.2% in Toba Tak Singh, .6% in Mandi Bahaoudin, .3% in Khaniwal, 1.5% in Vehari, .3% in Peshawar, 3.0 in Okara, .9% in Multan, and 8.0% reported in other areas of Pakistan.

Table 4. Harassment incidences

Incidence	Frequency	Percent
Others	3	.9
Murder	120	35.5
Suicide	12	3.6
Serious Injury	6	1.8
Rape Attempt	1	.3
Rape	102	30.2
Forced Marriage	3	.9
Divorce	1	.3

Incidence	Frequency	Percent
Kidnapping	40	11.8
Murder after Rape	11	3.3
Physical Torture	25	7.4
Push out From Home	4	1.2
Murder After Kidnap	4	1.2
Harassment/Mental Torture	6	1.8
Total	338	100.0

Table 4 depicts the actual incidence that happened and was reported. Table shows that out of total 338 incidences, .9% was not related to our issue. 35.5% were murder cases. 3.6% was about suicide. 1.8% cases were those in which women were seriously injured. .3% women had to face rape attempts. 30.2% women were raped. .9% women were forced to marry against their own will. .3% women were divorced. 11.8% women were kidnapped. 3.3% were murdered after their rape. 7.4% were physically tortured. 1.2% women were those, who were pushed out from the houses by their husbands. 1.2% women were murdered after kidnapping. 1.8% women were those who were harassed and mentally tortured.

Educational Background and Profile of Gujranwala

“Lying as it does on the highway by which the successive hordes of invaders from the north marched down to the struggle for the empire of Hindustan, and by which they returned victorious or defeated; closely identified also with the stirring events which led to the rise of the Sikh monarchy on the ruins of the old Mughal empire, few tracts in the Central Punjab have had a more unsettled history than Gujranwala District. One result of the chaos and confusion that prevailed is the absence of any authentic information as to the history of the district prior to Mughal rule to the early days of which most of the present tribes date their settlement in the district”

Gazetteer of the Gujranwala District 1935.

Gujranwala produced a big number of educated people in the time of Sikhs. Barristers, intellectuals, artists, poets, writers, and those who were directly related to education and its promotion were inhabitants of Gujranwala. The Sikhs had progressive approach towards knowledge and education. They struggled to promote institutions. Muslims were more interested in Religious education besides modern education.

Earlier Faculty/ Intellectuals

The teachers who encouraged others for education and played valuable roles in teaching were:

- Swami Ram Reather who was born on 22 October 1873 in the village of Maralli Gujranwala.
- Shams Ul Ullemah Molvi Sayyed Mir Hassan was a famous teacher who taught Allamah Iqbal and was born on 8 April 1944 in Ferozwala Gujranwala.
- Molvi M. Aalam Aasi was born in 1298 and studied from Lahore.
- Professor Sufi Mehboob Elahi was born in 1894 in Gujranwala.
- Professor Malik Ahmed Hussain, who was taught in Islamia College Gujranwala and was himself well educated.
- Professor Abdul Hameed Saddiqui was born in 1923 in Gujranwala.
- Mr. M Ramzan Rather, Sufi Nazar M. Sial, Mr. S M Sharif, Mir Ahmed Din, Malik, Sufi M Sharif these were the names who contributed and devoted their lives for seeking and promoting education.

Refer to find details about their work and lives in *Tareikh-e-Gujranwala* (by Dr. Faqir Muhammad Faqir) available at Jinnah Library Gujranwala.

Beginning of Educational Institutions

Though the history of Gujranwala depicts that exact time of its emergence is not known yet, but educational institutions started here in late nineteenth century under the influence of Sikhs. The first high school and college was Gurunanak Khalsa College Gujranwala opened in 1889. Sir Louis William Governor Punjab inaugurated this institution. This institution also offered boarding.

Sir Balwant Singh founded a girl's school at Lakar Wala Pull. In 1909 he declared scholarships worth Rs: 15 million for technical education.

In 1915 a school committee was formed. Sir Narayan Singh was its Secretary and Mr. Paul Singh the President. Later Govt. of Pakistan took its charge.

Government Islamia college was established on 30 March 1917. Before partition this institution too was associated with Khalsa College. The heads of this institution were Mr. M Yo More followed by three Sikhs and then Muslim scholars.

Government College for Women Gujranwala was formed in 1954, which is one of the famous institutions of the district level. It has produced best academic standards along with excellence in co-curricular activities. This college too offered boarding. Miss Abdullah was its first Principal.

Growing Trend of Educational Institutions

The rapid growth of educational institutions was started in the decade of 1980's. During this period, the following institutions were founded, to name a few:

- Government Inter College Ali Pur Chattha;
- Govt. College for Elementary Teachers, Ghakhar;
- Govt. Commercial Training Institute;
- Govt. College for Women, Model Town; and
- Institute of Leather Technology, Gujranwala.

However, this period is mainly marked with mushroom growth of educational institution in the private sector.

- Sources:
- (i) Faqir, Dr Faqir Muhammad (1997). Tareikh-e-Gujranwala. Compiled by Muhammad Junaid Akram, Gujranwala: Bazm-e-Faqir Pakistan.
 - (2) Rashid, Salman (1992). Gujranwala: The Glory That Was. Lahore: Sang-e-Meel Publishers.

About Bargad

Established in 1997, Bargad is a Gujranwala based national forum to promote peace, justice and cooperation among youth in Pakistan. It upholds the values of human dignity, creative thinking, justice and equity as a solution for peaceful problem solving.

In Gujranwala, Bargad's out reach is of both rural and urban in nature. On national level Bargad is working with almost 20 higher education institutions, out of these 15 are public universities. On Regional level Bargad is working with three universities of India and two of Afghanistan.

Bargad also hosts a website (URL: <http://www.bargad.org.pk>), which is regularly updated and provides the youth of Pakistan to post their voices on relevant themes of concern.

The organization has previously worked with different notable national and international agencies, including Heinrich Boll Foundation (HBF), ActionAid Pakistan, Gender Equality Project (GEP-DFID), MamaCash, Netherlands, Church World Service (CWS), South Asia Partnership Pakistan (SAP-PK), and Environment Protection Department (EPD), Govt. of Pakistan etc.

Initially the group of Bargad founders engaged themselves in understanding the links of societal conflicts and youth of the country. The group then invited young people to participate in healthy discussion on issues concerning democracy, violence, tolerance, and pluralism. This step, taken by the group received such an appreciation from the young community that the founding members decided to give definite shape to their programme and made their mind to take their message to the community level. It was 23 May, 1998 when the group was registered under the name of BARGAD and assumed the status of an active non-governmental organization.

During its formative three years, Bargad dedicated most of its time upon working with university students mainly in Punjab University (PU) Lahore and Quaid-i-Azam University (QAU) Islamabad; except a community oriented project starting from July 1999 in Rahwali - Gujranwala that linked the organization with community-based youth in district Gujranwala.

Today the organization stands on firm grounds and operates through a Board of Directors, Managing Director, Program Managers, Program Coordinators, along with coordinators for Admin and Finance as well as Monitoring and Evaluation. Bargad has a pool of more than 400 male and female student volunteers that we regard as our primary assets to further the mission of the organization.

Bargad is governed by an active Board of Directors (BoD), chaired by Dr. Kaiser Bengali, whose members are experts in various thematic and professional areas i.e. education, media, international relations, political science, law, fine arts, and conflict resolution etc.

The BoD includes:

Dr Kaiser Bengali (Chairperson)	Economist/ Former Managing Director Social Policy Development Center (SPDC) Karachi
Dr. Ghazala Irfan	Associate Professor, Social Sciences, LUMS - Lahore
Ms Huma Baqai	Lecturer, Dept. of International Relations Karachi University
Mr Iqbal Haider Butt	Development Consultant - Lahore
Dr Sajid Ali	Professor, Department of Philosophy, Punjab University - Lahore
Mr Ali Salman	Director, Jawan Pakistan - Lahore
Mr Shahid Gul	Lecturer, Philosophy Department, Punjab University.
Mr Abdul Basit Chaudhary	Advocate, High Courts Lahore
Mr Shafqat Ullah	Director, Station Head Lahore, Mastt FM 103

Partnership with Gender Equality Project (GEP)

Bargad joined hands with DFID funded and The British Council managed Gender Equality Project (GEP) in February 2003. It carried out the project “Promotion of Liberal & Democratic Values through Capacity Building”. The intention was to create a reservoir of youth in district Gujranwala to promote gender equality through imparting knowledge and skills of forming groups, rights, and conducting social research in educational intuitions and communities with a special focus upon gender rights.

In the first year of Bargad's engagement with the GEP, emphasis was on establishing linkages among undergrad students of the district and forming a core group that is fully enabled to pursue GEP aims within a span of one year.

Some of the key accomplishments of the GEP - Bargad partnership in the first year resulted in the following:

- Bargad trained 50 young male and female persons in human rights and gender equality concepts and issues;
- Was successful in forming two groups of young activists;
- Organised an issue orientation workshop with the undergraduate students on human rights and gender equality under the guidance of internationally trained resource persons;
- Held two seminars on The Role of Youth in Social Activism with a particular emphasis upon the gender equality;
- Was able to institute an able team of young data collectors through 2 social research methodology workshops, whereby the undergraduate male and female students submitted a research report at the end of each workshop;
- Demonstrated skills and knowledge of producing theatre performances that won appreciation from the local student and youth communities along with their parents;
- Organized a youth festival on the eve of International Youth day whose salient features can amaze even the very many bigger NGOs of Pakistan. More than 2500 youth participated in its proceedings and its events were telecast from the local TV channel, and
- Established and strengthened working relations now with more than 50 schools and colleges of Gujranwala along with cordial engagement with local media and administration;

The success of the Bargad project is gauged by the fact that it received more than 2000 requests for Bargad membership by young persons of our area.

It again collaborated with the GEP a project titled “Organization & Mobilization of Youth for Gender Equality in Gujranwala District” from Mar 2004 to May 2005. The most significant success of the project lies in the fact that Bargad's trainees and volunteers implemented its operation with the assistance of the staff. Since, these young people are a direct part of the project stakeholders, they responded well to immediate needs of the youth and local community. This has also given students an opportunity to formally engage themselves for gender equality and work through an institution of their own, Akath the Youth Resource Centre in Rahwali-Gujranwala.

The project facilitated youth by providing thematic and logistic support to plan and implement its activities. In the six targeted objectives, the project scope included: (i) capacity building of youth in gender equality, (ii) undertaking research and documentation to fight against gender discrimination, (iii) institutional building for gender equality, (IV) liaison creation, (V) provision of healthy opportunities for youth; and (VI) promotion of youth interaction and cooperation for the collective action and good.

All Project planning, including the terms of reference, was done by the Bargad volunteers in close collaboration with the staff, and proved adequate.

The list of results in second year of partnership with the GEP is as following:

- o A group of 50 students contributed to plan the project and devised strategies to implement it;
- o More than 24 educational institutions participated in the project operations;
- o Situation of the area as regards to harassment and discrimination against young girls was assessed, a research study done and plan of action recommended;
- o A Youth Resource Centre on youth and gender equality issues, called Akath, was established. Its core youth core themselves designed its programme, developed structures, and devised strategies, and is running the Resource Centre on daily basis.

- o Bargad developed its Strategic Plan (2006-09) with the help of consultants, BoD and Core Youth Group.
- o Bargad youth groups were instrumental in devising HR policies, financial guidelines and formats for the organization.
- o Bargad orientated and gathered more than 800 students around gender issues;
- o Four groups comprising of 80 students, teachers, parents and local professionals were trained on human rights and gender equality;
- o More than 800 students were briefed about the project and contributed their input to the initiative;
- o More than 8120 faculty members, community, parents and the local administration learnt thoroughly about the project;
- o Alternative media in support of gender issues was instituted;
- o Students were oriented about gender equality through debating and quiz competitions;
- o Promotional material was made available to every significant nook and crook of youth assemblies in the district; and
- o Middle and lower middle class communities have started talking publicly about gender equality in the district.

Bargad's publications

- ❖ Bargad Magazine (7 issues).
- ❖ Book on Alternative Youth Policy in Pakistan, by Ali Salman.
- ❖ Research Report on Opportunities and Discrimination among Girl students at campuses of Gujranwala.
- ❖ Project Report (Feb 03 Feb 04): Promotion of Liberal and Democratic Values through Capacity Building.
- ❖ Handbook of Resume Development and cover letter writing.
- ❖ Annual Reports on Regional Dialogue on Peace and Youth Cooperation
- ❖ Seminar Report on Role of Youth in Promoting Liberal and Democratic Values.
- ❖ Seminar Report on Impact of Militarization on Youth.
- ❖ Seminar Report on The Role of Youth in Social Activism
- ❖ Seminar Report on The Role of Youth in Local Development.
- ❖ Brochure on 16 Days of Activism against Gender Violence.
- ❖ Brochure on Peace and Youth Cooperation.
- ❖ Pamphlet on 'Mere Cycle Mere Sahailee' Campaign.
- ❖ Poster on Peace and Youth Cooperation.
- ❖ Poster on “Ghoorna Buri Aadat Hai” (Staring is a bad habit).
- ❖ Poster on Gender Violence.

Other than these the organization has produced numerous event reports.

- Done by youth from Gujranwala, this comprehensive study shows alarming evidence of street harassment inflicted upon girls in the district.
- 96% of the female respondents of this study confided that they have been victim of street harassment.
- The study observes that street harassment has caused a major hindrance in public and social mobility of girls.
- To run successful campaigns against street harassment, activists and policy makers need to focus upon conflicting perceptions of the issue between boys and girls. According to data collected by this study, there was a vast contrast on how boys and girls take the incidence of street harassment. For 52% boys, it was “enjoyment and fun” and majority of male respondents (76.0%) are of the view that boys feel good, take pleasure and gain satisfaction after harassing girls. On the other hand, 72% girls felt extremely bad and became angry on such events.

Supported by Gender Equality Project (GEP), Bargad undertook this study to explore various dimensions of sexual harassment and collected data through survey forms, in-depth interviews, focus group discussions, personal experiences, observations, case studies and sketches, true stories, and newspaper clippings of January 2004 to June 2004. Respondents' sample was a carefully chosen mix of boys and girls, educated and uneducated, urban and rural, white collar and blue collars, young and the elderly.

Street Harassment against Girls in District Gujranwala is the most comprehensive survey of community trends on the issue. It provides empirical data on tendencies, techniques, reasons and sources of street harassment. It also informs whether boys are aware of the feelings and damage that it causes within girls. Some other questions answered are: At what age boys start harassment? Do they feel guilty? What type of girls they prefer to harass? What can be the possible measures to stop it? Who is responsible? What is the frequency and percentage of girls suffering from harassment? What should be their reaction and strategy to eliminate this evil?

In tracking and validating data on the issue, *Street Harassment against Girls in District Gujranwala* examines three major areas: causes of street harassment, social and psychological impact of the phenomenon, and the preventive measures.

Street Harassment against Girls in District Gujranwala provides the data that can help the civil society to prevent abuses against women. Without such trend data neither civil society nor policy makers can do much about transforming our polity into a modern and progressive regime in Pakistan.



1st Floor, Nazar Muhammad Plaza, Shahrah-e-Quaid-i-Azam
 Rahwali - Gujranwala.
 Tel & Fax: 055-3864920, 3868052
 E-mail: info@bargad.org.pk - bargadpk@hotmail.com
 Website: www.bargad.org.pk